

2008



Annual Report

Florida
Office of
Insurance
Regulation



down

Complaints Year: 2007 Total Complaints for Index: 641

Policy Type: Individual Life (Number of Policies)

Policy Year: 2007 Total Policies for Index: 6,824,401

States selected for Index: FL

Complaint Set used: Confirmed Complaints

Report Date: 09/25/2008

Database: DSSSPLP

Complaint Index	Cocode	Company Name	Complaint Share	Complaints	Market Share	Number of Policies
0.25291	64246	GUARDIAN LIFE INS CO OF AMER	0.00156	1	0.00617	42,096
29.62845	70815	HARTFORD LIFE & ACCIDENT INS CO	0.00468	3	0.00016	1,078
0.8861	71153	HARTFORD LIFE & ANN INS CO	0.00312	2	0.00352	24,030
0.59987	88072	HARTFORD LIFE INS CO	0.00312	2	0.0052	35,496
0	93777	HOUSEHOLD LIFE INS CO	0	0	0.00017	1,169
0	64580	ILLINOIS MUT LIFE INS CO	0	0	0.0006	4,085
1.50141	64645	INDIANAPOLIS LIFE INS CO	0.00312	2	0.00208	14,182
1.25979	86509	ING LIFE INS & ANN CO	0.00156	1	0.00124	8,451
12.19064	63487	INVESTORS LIFE INS CO N AMER	0.00468	3	0.00038	2,620
1.36792	65056	JACKSON NATL LIFE INS CO	0.01872	12	0.01369	93,396
0	64017	JEFFERSON NATL LIFE INS CO	0	0	0.00055	3,784
3.02817	65099	JOHN HANCOCK LIFE INS CO	0.01716	11	0.00567	38,674
0.4164	90204	JOHN HANCOCK VARIABLE LIFE INS CO	0.00156	1	0.00375	25,568
3.1452	65242	LAFAYETTE LIFE INS CO	0.00156	1	0.0005	3,385
2.81927	68543	LIBERTY BANKERS LIFE INS CO	0.00468	3	0.00166	11,329
1.83497	61492	LIBERTY LIFE INS CO	0.00312	2	0.0017	11,604
0.56163	65331	LIBERTY NATL LIFE INS CO	0.0156	10	0.02778	189,564
4.23236	65528	LIFE INS CO OF THE SOUTHWEST	0.00624	4	0.00147	10,062
0.55252	64130	LIFE INVESTORS INS CO OF AMER	0.00156	1	0.00282	19,269
5.47941	77720	LIFESECURE INS CO	0.00156	1	0.00028	1,943
0.64783	65595	LINCOLN BENEFIT LIFE CO	0.00624	4	0.00963	65,736
1.07663	65676	LINCOLN NATL LIFE INS CO	0.01248	8	0.01159	79,110
8.67261	65722	LOYAL AMER LIFE INS CO	0.0078	5	0.0009	6,138
7.93922	65870	MANHATTAN LIFE INS CO	0.00156	1	0.0002	1,341
4.54008	67083	MANHATTAN NATL LIFE INS CO	0.00156	1	0.00034	2,345
0.27829	65935	MASSACHUSETTS MUT LIFE INS CO	0.00312	2	0.01121	76,515
0	97055	MEGA LIFE & HLTH INS CO THE	0	0	0.00031	2,083
0.46845	87726	METLIFE INS CO OF CT	0.00156	1	0.00333	22,727
0.90416	65978	METROPOLITAN LIFE INS CO	0.04836	31	0.05349	365,025
0.47175	97136	METROPOLITAN TOWER LIFE INS CO	0.00156	1	0.00331	22,568
1.47125	66044	MIDLAND NATL LIFE INS CO	0.00936	6	0.00636	43,418
1.03787	66168	MINNESOTA LIFE INS CO	0.00156	1	0.0015	10,258
28.69674	66265	MONARCH LIFE INS CO	0.00156	1	0.00005	371
1.47334	66281	MONUMENTAL LIFE INS CO	0.04056	26	0.02753	187,879
0.40769	66370	MONY LIFE INS CO	0.00156	1	0.00383	26,114
0	78077	MONY LIFE INS CO OF AMER	0	0	0.00133	9,059
0.83078	66680	NATIONAL LIFE INS CO	0.00156	1	0.00188	12,815
9.07371	60593	NATIONAL STATES INS CO	0.00468	3	0.00052	3,520
14.64442	70750	NATIONWIDE LIFE & ANN CO OF AMER	0.00156	1	0.00011	727
0.29066	66869	NATIONWIDE LIFE INS CO	0.00156	1	0.00537	36,629
0.90864	68225	NATIONWIDE LIFE INS CO OF AMER	0.00156	1	0.00172	11,717
0.82589	91626	NEW ENGLAND LIFE INS CO	0.00156	1	0.00189	12,891
0	78743	NEW ERA LIFE INS CO	0	0	0.00003	219
0.46878	91596	NEW YORK LIFE INS & ANN CORP	0.00156	1	0.00333	22,711
0.84924	66915	NEW YORK LIFE INS CO	0.01716	11	0.02021	137,901
1.34754	66974	NORTH AMER CO LIFE & HLTH INS	0.00468	3	0.00347	23,702
0.09294	67091	NORTHWESTERN MUT LIFE INS CO	0.00312	2	0.03357	229,101
2.58159	67148	OCCIDENTAL LIFE INS CO OF NC	0.00156	1	0.0006	4,124
1.01174	89206	OHIO NATL LIFE ASSUR CORP	0.00156	1	0.00154	10,523
1.44693	67180	OHIO STATE LIFE INS CO	0.00156	1	0.00108	7,358
1.48146	63274	OM FIN LIFE INS CO	0.01248	8	0.00842	57,492
1.12104	67466	PACIFIC LIFE INS CO	0.00312	2	0.00278	18,994
0	93459	PAN AMER ASSUR CO	0	0	0.00055	3,769
3.95633	67539	PAN AMER LIFE INS CO	0.00156	1	0.00039	2,691
5.58285	67598	PAUL REVERE LIFE INS CO	0.00156	1	0.00028	1,907
0.85247	72125	PHYSICIANS LIFE INS CO	0.00312	2	0.00366	24,978
0.45831	65919	PRIMERICA LIFE INS CO	0.00936	6	0.02042	139,380
0.34232	61271	PRINCIPAL LIFE INS CO	0.00156	1	0.00456	31,101

Complaints Year: 2007 Total Complaints for Index: 641

Policy Type: Individual Life (Number of Policies)

Policy Year: 2007 Total Policies for Index: 6,824,401

States selected for Index: FL

Complaint Set used: Confirmed Complaints

Report Date: 09/25/2008

Database: DSSSPLP

Complaint Index	Cocode	Company Name	Complaint Share	Complaints	Market Share	Number of Policies
2.2827	68047	PROFESSIONAL INS CO	0.00312	2	0.00137	9,328
47.10837	88536	PROTECTIVE LIFE AND ANNUITY INS CO	0.00312	2	0.00007	452
0.79747	68136	PROTECTIVE LIFE INS CO	0.01404	9	0.01761	120,153
52.96762	86630	PRUDENTIAL ANN LIFE ASSUR CORP	0.00156	1	0.00003	201
1.14583	68241	PRUDENTIAL INS CO OF AMER	0.06708	43	0.05855	399,536
0.63013	70211	REASSURE AMER LIFE INS CO	0.0078	5	0.01238	84,478
27.07309	68381	RELIANCE STANDARD LIFE INS CO	0.01248	8	0.00046	3,146
0.64002	67105	RELIASTAR LIFE INS CO	0.00468	3	0.00731	49,904
0.90988	61360	RELIASTAR LIFE INS CO OF NY	0.00156	1	0.00171	11,701
0.71415	65005	RIVERSOURCE LIFE INS CO	0.00312	2	0.00437	29,816
0	68721	SECURITY LIFE INS CO OF AMER	0	0	0.00012	852
2.45707	68845	SHENANDOAH LIFE INS CO	0.00624	4	0.00254	17,332
0	68896	SOUTHERN FARM BUREAU LIFE INS CO	0	0	0.00857	58,500
2.79362	88323	SOUTHERN LIFE & HEALTH INS CO	0.00156	1	0.00056	3,811
65.3159	69019	STANDARD INS CO	0.00312	2	0.00005	326
3.5079	68985	STARMOUNT LIFE INS CO	0.00156	1	0.00044	3,035
0.18794	69108	STATE FARM LIFE INS CO	0.01092	7	0.0581	396,529
0	69132	STATE MUT INS CO	0	0	0.00048	3,295
1.65408	65021	STONEBRIDGE LIFE INS CO	0.00624	4	0.00377	25,746
4.99015	69310	SURETY LIFE INS CO	0.00312	2	0.00063	4,267
0.63109	68608	SYMETRA LIFE INS CO	0.00156	1	0.00247	16,870
1.97927	69477	TIME INS CO	0.00156	1	0.00079	5,379
12.39405	70688	TRANSAMERICA FINANCIAL LIFE INS CO	0.00312	2	0.00025	1,718
0.81159	86231	TRANSAMERICA LIFE INS CO	0.00156	1	0.00192	13,118
0.5974	67121	TRANSAMERICA OCCIDENTAL LIFE INS CO	0.00468	3	0.00783	53,464
6.47203	61425	TRUSTMARK INS CO	0.00156	1	0.00024	1,645
10.61818	69701	UNION BANKERS INS CO	0.00468	3	0.00044	3,008
0.90454	80837	UNION CENTRAL LIFE INS CO	0.00156	1	0.00172	11,770
3.80504	62596	UNION FIDELITY LIFE INS CO	0.00156	1	0.00041	2,798
19.67928	69744	UNION LABOR LIFE INS CO	0.00156	1	0.00008	541
0.62612	70408	UNION SECURITY INS CO	0.00156	1	0.00249	17,004
2.16392	92916	UNITED AMERICAN INS CO	0.00312	2	0.00144	9,840
5.22399	87645	UNITED FIDELITY LIFE INS CO	0.00156	1	0.0003	2,038
0	79413	UNITED HEALTHCARE INS CO	0	0	0	4
1.91482	69930	UNITED INS CO OF AMER	0.03588	23	0.01874	127,881
1.37694	94099	UNITED INVESTORS LIFE INS CO	0.00156	1	0.00113	7,732
0.56308	69868	UNITED OF OMAHA LIFE INS CO	0.00936	6	0.01662	113,446
5.74927	70106	UNITED STATES LIFE INS CO IN NYC	0.0078	5	0.00136	9,259
1.20928	63819	UNITY FINANCIAL LIFE INS CO	0.00156	1	0.00129	8,804
4.14906	62235	UNUM LIFE INS CO OF AMER	0.00156	1	0.00038	2,566
1.59953	80802	US BR SUNLIFE ASSUR CO OF CANADA	0.00312	2	0.00195	13,312
0	80659	US BUSINESS OF CANADA LIFE ASSUR CO	0	0	0.0002	1,386
0	80675	US BUSINESS OF CROWN LIFE INS CO	0	0	0.00019	1,304
3.24061	84530	US FINANCIAL LIFE INS CO	0.00468	3	0.00144	9,856
6.17761	70319	WASHINGTON NATL INS CO	0.0078	5	0.00126	8,617
0.63874	70335	WEST COAST LIFE INS CO	0.00312	2	0.00488	33,336
1.93796	92622	WESTERN SOUTHERN LIFE ASSUR CO	0.00468	3	0.00242	16,481
2.46333	66230	WILLIAM PENN LIFE INS CO OF NY	0.00156	1	0.00063	4,322
4.85919	60704	WILTON REASSURANCE LIFE CO OF NY	0.00156	1	0.00032	2,191

Complaints Year: 2007 Total Complaints for Index: 641
Policy Type: Individual Life (Premium Amount)
Premiums Year: 2007 Total Premiums for Index: \$6,265,996,001
States selected for Index: FL
Complaint Set used: Confirmed Complaints
Report Date: 09/25/2008
Database: DSSSPLP

Complaint Index	Cocode	Company Name	Complaint Share	Complaints	Market Share	Premiums
0	71854	AAA LIFE INS CO	0	0	0.00051	\$3,226,259
3.59605	60054	AETNA LIFE INS CO	0.00156	1	0.00043	\$2,718,359
326.55781	70432	AIG ANN INS CO	0.00312	2	0.00001	\$59,869
8.29222	66842	AIG LIFE INS CO	0.00624	4	0.00075	\$4,715,431
6.17801	60941	AIG SUNAMERICA LIFE ASSUR CO	0.00312	2	0.00051	\$3,164,562
1.69164	90611	ALLIANZ LIFE INS CO OF N AMER	0.00624	4	0.00369	\$23,114,490
1.60325	60186	ALLSTATE LIFE INS CO	0.01404	9	0.00876	\$54,874,983
4.55595	68594	AMERICAN AMICABLE LIFE INS CO OF TX	0.00156	1	0.00034	\$2,145,623
0.55969	60275	AMERICAN BANKERS LIFE ASSUR CO OF FL	0.00156	1	0.00279	\$17,465,561
1.71154	60380	AMERICAN FAMILY LIFE ASSUR CO OF COL	0.00312	2	0.00182	\$11,422,863
6.74691	60429	AMERICAN FIDELITY LIFE INS CO	0.00156	1	0.00023	\$1,448,862
1262.80129	68373	AMERICAN GEN ASSUR CO	0.00156	1	0	\$7,741
7.19946	66672	AMERICAN GEN LIFE & ACC INS CO	0.07956	51	0.01105	\$69,247,203
0.81359	60488	AMERICAN GEN LIFE INS CO	0.02964	19	0.03643	\$228,285,738
2.37352	60534	AMERICAN HERITAGE LIFE INS CO	0.0078	5	0.00329	\$20,592,475
157.37241	60518	AMERICAN HLTH & LIFE INS CO	0.00156	1	0.00001	\$62,116
1.65714	60577	AMERICAN INCOME LIFE INS CO	0.00468	3	0.00282	\$17,696,826
12.36997	60607	AMERICAN INTL LIFE ASSUR CO OF NY	0.00156	1	0.00013	\$790,248
0.35466	60739	AMERICAN NATL INS CO	0.00156	1	0.0044	\$27,562,663
40.76049	71773	AMERICAN NATL LIFE INS CO OF TX	0.00156	1	0.00004	\$239,824
1.39933	61999	AMERICO FIN LIFE & ANN INS CO	0.00312	2	0.00223	\$13,971,469
167.14182	61093	ATLANTA LIFE INS CO	0.00468	3	0.00003	\$175,456
0	61182	AURORA NATL LIFE ASSUR CO	0	0	0.00046	\$2,885,072
0.56393	61689	AVIVA LIFE & ANN CO	0.00156	1	0.00277	\$17,334,191
0.09098	62944	AXA EQUITABLE LIFE INS CO	0.00312	2	0.0343	\$214,895,673
9.41645	61239	BANKERS FIDELITY LIFE INS CO	0.00156	1	0.00017	\$1,038,114
11.51674	61263	BANKERS LIFE & CAS CO	0.03744	24	0.00325	\$20,371,075
199.46427	81043	BANKERS LIFE INS CO	0.00156	1	0.00001	\$49,008
1.40511	94250	BANNER LIFE INS CO	0.00936	6	0.00666	\$41,742,107
0	61476	BOSTON MUT LIFE INS CO	0	0	0.0007	\$4,368,278
0	81647	BUPA INS CO	0	0	0	\$7,740
97.33782	61883	CENTRAL UNITED LIFE INS CO	0.00312	2	0.00003	\$200,854
3.78744	61832	CHESAPEAKE LIFE INS CO	0.00156	1	0.00041	\$2,580,993
22.40263	61921	CITIZENS SECURITY LIFE INS CO	0.00156	1	0.00007	\$436,348
1.62071	62049	COLONIAL LIFE & ACCIDENT INS CO	0.00468	3	0.00289	\$18,094,522
4.24674	62065	COLONIAL PENN LIFE INS CO	0.00312	2	0.00073	\$4,603,698
3.13174	84786	COLORADO BANKERS LIFE INS CO	0.00156	1	0.0005	\$3,121,376
1.88563	76023	COLUMBIAN LIFE INS CO	0.00156	1	0.00083	\$5,184,114
0.84378	99937	COLUMBUS LIFE INS CO	0.00312	2	0.0037	\$23,170,369
0	84824	COMMONWEALTH ANN & LIFE INS CO	0	0	0.00057	\$3,571,976
0	62308	CONNECTICUT GEN LIFE INS CO	0	0	0.00219	\$13,741,772
7.25292	60682	CONSECO INS CO	0.00312	2	0.00043	\$2,695,561
7.80239	65900	CONSECO LIFE INS CO	0.02652	17	0.0034	\$21,298,713
29.92623	76325	CONSECO SENIOR HLTH INS CO	0.00156	1	0.00005	\$326,648
25.9227	62359	CONSTITUTION LIFE INS CO	0.00312	2	0.00012	\$754,192
4.02137	62413	CONTINENTAL ASSUR CO	0.00156	1	0.00039	\$2,430,850
0.99454	62626	CUNA MUT INS SOCIETY	0.00156	1	0.00157	\$9,829,007
1.97194	97705	DIRECT GEN LIFE INS CO	0.00156	1	0.00079	\$4,957,224
0	67652	FIRST PENN PACIFIC LIFE INS CO	0	0	0.00164	\$10,290,372
11.54949	76031	FLORIDA COMBINED LIFE INS CO INC	0.00312	2	0.00027	\$1,692,775
5.05263	63657	GARDEN STATE LIFE INS CO	0.00312	2	0.00062	\$3,869,410
0.23959	63665	GENERAL AMER LIFE INS CO	0.00156	1	0.00651	\$40,799,800
0.69117	65536	GENWORTH LIFE & ANN INS CO	0.00936	6	0.01354	\$84,858,923
6.37523	91472	GLOBE LIFE & ACCIDENT INS CO	0.01872	12	0.00294	\$18,399,971
1.09481	62286	GOLDEN RULE LIFE CO	0.00156	1	0.00142	\$8,928,795
1.49135	63312	GREAT AMER LIFE INS CO	0.00156	1	0.00105	\$6,554,683
4.70789	90212	GREAT SOUTHERN LIFE INS CO	0.00312	2	0.00066	\$4,152,747

Complaints Year: 2007 Total Complaints for Index: 641
Policy Type: Individual Life (Premium Amount)
Premiums Year: 2007 Total Premiums for Index: \$6,265,996,001
States selected for Index: FL
Complaint Set used: Confirmed Complaints
Report Date: 09/25/2008
Database: DSSSPLP

Complaint Index	Cocode	Company Name	Complaint Share	Complaints	Market Share	Premiums
3.37893	64211	GUARANTEE TRUST LIFE INS CO	0.00156	1	0.00046	\$2,893,032
0.07098	64246	GUARDIAN LIFE INS CO OF AMER	0.00156	1	0.02198	\$137,721,736
11.17853	70815	HARTFORD LIFE & ACCIDENT INS CO	0.00468	3	0.00042	\$2,623,425
0.20014	71153	HARTFORD LIFE & ANN INS CO	0.00312	2	0.01559	\$97,687,451
1.57412	88072	HARTFORD LIFE INS CO	0.00312	2	0.00198	\$12,420,055
0	93777	HOUSEHOLD LIFE INS CO	0	0	0.00006	\$349,089
0	64580	ILLINOIS MUT LIFE INS CO	0	0	0.0004	\$2,526,843
0.51396	64645	INDIANAPOLIS LIFE INS CO	0.00312	2	0.00607	\$38,039,374
0.90886	86509	ING LIFE INS & ANN CO	0.00156	1	0.00172	\$10,755,641
17.87348	63487	INVESTORS LIFE INS CO N AMER	0.00468	3	0.00026	\$1,640,757
2.73253	65056	JACKSON NATL LIFE INS CO	0.01872	12	0.00685	\$42,928,710
0	64017	JEFFERSON NATL LIFE INS CO	0	0	0.00029	\$1,807,164
2.9444	65099	JOHN HANCOCK LIFE INS CO	0.01716	11	0.00583	\$36,519,798
0.11693	90204	JOHN HANCOCK VARIABLE LIFE INS CO	0.00156	1	0.01334	\$83,599,000
0.95875	65242	LAFAYETTE LIFE INS CO	0.00156	1	0.00163	\$10,195,950
18.00032	68543	LIBERTY BANKERS LIFE INS CO	0.00468	3	0.00026	\$1,629,195
3.43845	61492	LIBERTY LIFE INS CO	0.00312	2	0.00091	\$5,685,906
1.74546	65331	LIBERTY NATL LIFE INS CO	0.0156	10	0.00894	\$56,004,499
2.77793	65528	LIFE INS CO OF THE SOUTHWEST	0.00624	4	0.00225	\$14,075,730
0.24537	64130	LIFE INVESTORS INS CO OF AMER	0.00156	1	0.00636	\$39,839,715
15.03296	77720	LIFESECURE INS CO	0.00156	1	0.0001	\$650,261
0.36308	65595	LINCOLN BENEFIT LIFE CO	0.00624	4	0.01719	\$107,694,967
0.25262	65676	LINCOLN NATL LIFE INS CO	0.01248	8	0.0494	\$309,565,095
48.7948	65722	LOYAL AMER LIFE INS CO	0.0078	5	0.00016	\$1,001,679
6.73769	65870	MANHATTAN LIFE INS CO	0.00156	1	0.00023	\$1,450,845
4.5525	67083	MANHATTAN NATL LIFE INS CO	0.00156	1	0.00034	\$2,147,246
0.12324	65935	MASSACHUSETTS MUT LIFE INS CO	0.00312	2	0.02532	\$158,643,692
0	97055	MEGA LIFE & HLTH INS CO THE	0	0	0.00014	\$883,581
0.18051	87726	METLIFE INS CO OF CT	0.00156	1	0.00864	\$54,154,501
1.47575	65978	METROPOLITAN LIFE INS CO	0.04836	31	0.03277	\$205,343,048
0.7417	97136	METROPOLITAN TOWER LIFE INS CO	0.00156	1	0.0021	\$13,179,722
1.38405	66044	MIDLAND NATL LIFE INS CO	0.00936	6	0.00676	\$42,377,042
0.32177	66168	MINNESOTA LIFE INS CO	0.00156	1	0.00485	\$30,379,709
97.45426	66265	MONARCH LIFE INS CO	0.00156	1	0.00002	\$100,307
5.43658	66281	MONUMENTAL LIFE INS CO	0.04056	26	0.00746	\$46,749,782
0.622	66370	MONY LIFE INS CO	0.00156	1	0.00251	\$15,715,876
0	78077	MONY LIFE INS CO OF AMER	0	0	0.00331	\$20,723,595
0.37343	66680	NATIONAL LIFE INS CO	0.00156	1	0.00418	\$26,177,013
13.58244	60593	NATIONAL STATES INS CO	0.00468	3	0.00034	\$2,159,114
2.09083	70750	NATIONWIDE LIFE & ANN CO OF AMER	0.00156	1	0.00075	\$4,675,344
0.19586	66869	NATIONWIDE LIFE INS CO	0.00156	1	0.00797	\$49,910,035
0.93084	68225	NATIONWIDE LIFE INS CO OF AMER	0.00156	1	0.00168	\$10,501,668
0.33094	91626	NEW ENGLAND LIFE INS CO	0.00156	1	0.00471	\$29,538,022
0	78743	NEW ERA LIFE INS CO	0	0	0	\$18,408
0.15306	91596	NEW YORK LIFE INS & ANN CORP	0.00156	1	0.01019	\$63,864,872
0.90153	66915	NEW YORK LIFE INS CO	0.01716	11	0.01904	\$119,273,669
0.93636	66974	NORTH AMER CO LIFE & HLTH INS	0.00468	3	0.005	\$31,319,274
0.04543	67091	NORTHWESTERN MUT LIFE INS CO	0.00312	2	0.06869	\$430,380,626
5.49276	67148	OCCIDENTAL LIFE INS CO OF NC	0.00156	1	0.00028	\$1,779,678
0.38832	89206	OHIO NATL LIFE ASSUR CORP	0.00156	1	0.00402	\$25,173,567
2.22094	67180	OHIO STATE LIFE INS CO	0.00156	1	0.0007	\$4,401,440
1.28708	63274	OM FIN LIFE INS CO	0.01248	8	0.0097	\$60,759,977
0.10598	67466	PACIFIC LIFE INS CO	0.00312	2	0.02944	\$184,483,743
0	93459	PAN AMER ASSUR CO	0	0	0.00094	\$5,910,166
7.45851	67539	PAN AMER LIFE INS CO	0.00156	1	0.00021	\$1,310,629
14.92114	67598	PAUL REVERE LIFE INS CO	0.00156	1	0.0001	\$655,134
2.48093	72125	PHYSICIANS LIFE INS CO	0.00312	2	0.00126	\$7,880,388

Complaints Year: 2007 Total Complaints for Index: 641
Policy Type: Individual Life (Premium Amount)
Premiums Year: 2007 Total Premiums for Index: \$6,265,996,001
States selected for Index: FL
Complaint Set used: Confirmed Complaints
Report Date: 09/25/2008
Database: DSSSPLP

Complaint Index	Cocode	Company Name	Complaint Share	Complaints	Market Share	Premiums
0.50551	65919	PRIMERICA LIFE INS CO	0.00936	6	0.01852	\$116,026,451
0.107	61271	PRINCIPAL LIFE INS CO	0.00156	1	0.01458	\$91,354,522
6.24745	68047	PROFESSIONAL INS CO	0.00312	2	0.0005	\$3,129,389
52.96711	88536	PROTECTIVE LIFE AND ANNUITY INS CO	0.00312	2	0.00006	\$369,110
0.77923	68136	PROTECTIVE LIFE INS CO	0.01404	9	0.01802	\$112,903,732
32.77732	86630	PRUDENTIAL ANN LIFE ASSUR CORP	0.00156	1	0.00005	\$298,235
4.11932	68241	PRUDENTIAL INS CO OF AMER	0.06708	43	0.01628	\$102,041,042
0.69493	70211	REASSURE AMER LIFE INS CO	0.0078	5	0.01122	\$70,332,902
54.06751	68381	RELIANCE STANDARD LIFE INS CO	0.01248	8	0.00023	\$1,446,391
0.50025	67105	RELIASTAR LIFE INS CO	0.00468	3	0.00936	\$58,622,799
1.66448	61360	RELIASTAR LIFE INS CO OF NY	0.00156	1	0.00094	\$5,872,902
0.33097	65005	RIVERSOURCE LIFE INS CO	0.00312	2	0.00943	\$59,070,333
0	68721	SECURITY LIFE INS CO OF AMER	0	0	0.00002	\$126,620
2.43667	68845	SHENANDOAH LIFE INS CO	0.00624	4	0.00256	\$16,047,024
0	68896	SOUTHERN FARM BUREAU LIFE INS CO	0	0	0.00474	\$29,720,251
77.08563	69019	STANDARD INS CO	0.00312	2	0.00004	\$253,623
5.84261	68985	STARMOUNT LIFE INS CO	0.00156	1	0.00027	\$1,673,113
0.35342	69108	STATE FARM LIFE INS CO	0.01092	7	0.0309	\$193,617,038
0	69132	STATE MUT INS CO	0	0	0.00036	\$2,252,853
6.16654	65021	STONEBRIDGE LIFE INS CO	0.00624	4	0.00101	\$6,340,899
7.89733	69310	SURETY LIFE INS CO	0.00312	2	0.0004	\$2,475,607
0.89588	68608	SYMETRA LIFE INS CO	0.00156	1	0.00174	\$10,911,494
3.39235	69477	TIME INS CO	0.00156	1	0.00046	\$2,881,585
11.9825	70688	TRANSAMERICA FINANCIAL LIFE INS CO	0.00312	2	0.00026	\$1,631,604
0.46245	86231	TRANSAMERICA LIFE INS CO	0.00156	1	0.00337	\$21,138,104
0.21057	67121	TRANSAMERICA OCCIDENTAL LIFE INS CO	0.00468	3	0.02223	\$139,270,651
15.5516	61425	TRUSTMARK INS CO	0.00156	1	0.0001	\$628,575
17.89371	69701	UNION BANKERS INS CO	0.00468	3	0.00026	\$1,638,902
0.40026	80837	UNION CENTRAL LIFE INS CO	0.00156	1	0.0039	\$24,422,211
19.44576	62596	UNION FIDELITY LIFE INS CO	0.00156	1	0.00008	\$502,698
54.27039	69744	UNION LABOR LIFE INS CO	0.00156	1	0.00003	\$180,123
1.76768	70408	UNION SECURITY INS CO	0.00156	1	0.00088	\$5,530,045
7.40236	92916	UNITED AMERICAN INS CO	0.00312	2	0.00042	\$2,641,141
14.67818	87645	UNITED FIDELITY LIFE INS CO	0.00156	1	0.00011	\$665,978
9.87552	69930	UNITED INS CO OF AMER	0.03588	23	0.00363	\$22,766,702
1.6153	94099	UNITED INVESTORS LIFE INS CO	0.00156	1	0.00097	\$6,051,703
0.96472	69868	UNITED OF OMAHA LIFE INS CO	0.00936	6	0.0097	\$60,797,155
2.85757	70106	UNITED STATES LIFE INS CO IN NYC	0.0078	5	0.00273	\$17,104,297
2.25955	63819	UNITY FINANCIAL LIFE INS CO	0.00156	1	0.00069	\$4,326,232
7.09308	62235	UNUM LIFE INS CO OF AMER	0.00156	1	0.00022	\$1,378,153
0.22542	80802	US BR SUNLIFE ASSUR CO OF CANADA	0.00312	2	0.01384	\$86,728,394
0	80659	US BUSINESS OF CANADA LIFE ASSUR CO	0	0	0.0008	\$5,009,209
0	80675	US BUSINESS OF CROWN LIFE INS CO	0	0	0.00038	\$2,387,554
1.45735	84530	US FINANCIAL LIFE INS CO	0.00468	3	0.00321	\$20,122,910
14.90061	70319	WASHINGTON NATL INS CO	0.0078	5	0.00052	\$3,280,183
0.43523	70335	WEST COAST LIFE INS CO	0.00312	2	0.00717	\$44,920,269
3.70088	92622	WESTERN SOUTHERN LIFE ASSUR CO	0.00468	3	0.00126	\$7,924,068
1.21229	66230	WILLIAM PENN LIFE INS CO OF NY	0.00156	1	0.00129	\$8,063,537
9.22419	60704	WILTON REASSURANCE LIFE CO OF NY	0.00156	1	0.00017	\$1,059,751

Complaints Year: 2007 Total Complaints for Index: 308
Policy Type: Individual Annuity
Premiums Year: 2007 Total Premiums for Index: \$15,356,174,551
States selected for Index: FL
Complaint Set used: Confirmed Complaints
Report Date: 09/25/2008
Database: DSSSPLP

Complaint Index	Cocode	Company Name	Complaint Share	Complaints	Market Share	Premiums
1.1603	70432	AIG ANN INS CO	0.02922	9	0.02518	\$386,726,403
1.45591	66842	AIG LIFE INS CO	0.00325	1	0.00223	\$34,244,942
0.18595	60941	AIG SUNAMERICA LIFE ASSUR CO	0.00325	1	0.01746	\$268,130,576
2.85257	90611	ALLIANZ LIFE INS CO OF N AMER	0.17857	55	0.0626	\$961,300,027
1.27554	60186	ALLSTATE LIFE INS CO	0.01299	4	0.01018	\$156,350,246
1.4937	92738	AMERICAN EQUITY INVEST LIFE INS CO	0.02597	8	0.01739	\$267,028,470
19.75872	66672	AMERICAN GEN LIFE & ACC INS CO	0.00974	3	0.00049	\$7,569,980
4.06004	60488	AMERICAN GEN LIFE INS CO	0.01299	4	0.0032	\$49,120,408
852.06948	60534	AMERICAN HERITAGE LIFE INS CO	0.00974	3	0.00001	\$175,541
0.72783	60631	AMERICAN INVESTORS LIFE INS CO	0.01299	4	0.01784	\$274,006,297
0.71057	60739	AMERICAN NATL INS CO	0.00325	1	0.00457	\$70,165,862
5.82	61999	AMERICO FIN LIFE & ANN INS CO	0.00649	2	0.00112	\$17,134,745
2.4601	61689	AVIVA LIFE & ANN CO	0.03247	10	0.0132	\$202,665,261
5.54	62898	AVIVA LIFE INS CO	0.01299	4	0.00235	\$36,014,049
0.04	62944	AXA EQUITABLE LIFE INS CO	0.00325	1	0.08459	\$1,298,967,806
16.78974	61263	BANKERS LIFE & CAS CO	0.07143	22	0.00425	\$65,329,774
2.67924	81043	BANKERS LIFE INS CO	0.00325	1	0.00121	\$18,608,877
46100.51741	81647	BUPA INS CO	0.00649	2	0	\$2,163
0	84824	COMMONWEALTH ANN & LIFE INS CO	0	0	0.00014	\$2,157,264
5.53134	60682	CONSECO INS CO	0.00974	3	0.00176	\$27,041,050
3533.87742	65900	CONSECO LIFE INS CO	0.01299	4	0	\$56,434
25620.6113	76325	CONSECO SENIOR HLTH INS CO	0.00325	1	0	\$1,946
1.46693	62510	EQUITRUST LIFE INS CO	0.01299	4	0.00885	\$135,950,966
940711.5015	74004	FAMILY SERV LIFE INS CO	0.00649	2	0	\$106
0	93696	FIDELITY INVESTMENTS LIFE INS CO	0	0	0.01585	\$243,376,153
0.47517	65536	GENWORTH LIFE & ANN INS CO	0.01299	4	0.02733	\$419,700,085
1.04784	70025	GENWORTH LIFE INS CO	0.00325	1	0.0031	\$47,581,625
14245.05988	62200	GREAT AMER LIFE ASSUR CO	0.00325	1	0	\$3,500
0.00	63312	GREAT AMER LIFE INS CO	0	0	0.00515	\$79,075,161
0.63697	78778	GUARDIAN INS & ANN CO INC	0.00325	1	0.0051	\$78,273,258
8.56031	64246	GUARDIAN LIFE INS CO OF AMER	0.00325	1	0.00038	\$5,824,290
30.09116	71153	HARTFORD LIFE & ANN INS CO	0.01299	4	0.00043	\$6,627,555
0.37703	80942	ING USA ANN & LIFE INS CO	0.01948	6	0.05167	\$793,433,320
0.47033	65056	JACKSON NATL LIFE INS CO	0.02273	7	0.04832	\$742,046,004
13.74971	65099	JOHN HANCOCK LIFE INS CO	0.01299	4	0.00094	\$14,504,362
427351.7964	65838	JOHN HANCOCK LIFE INS CO (USA)	0.00974	3	0	\$350
98.24121	65331	LIBERTY NATL LIFE INS CO	0.00325	1	0.00003	\$507,503
1.30881	65528	LIFE INS CO OF THE SOUTHWEST	0.00649	2	0.00496	\$76,187,956
32672.15569	77720	LIFESECURE INS CO	0.00325	1	0	\$1,526
1.05481	65595	LINCOLN BENEFIT LIFE CO	0.00649	2	0.00616	\$94,534,047
7.3815	62057	LINCOLN LIFE & ANN CO OF NY	0.00325	1	0.00044	\$6,754,416
0.0438	65676	LINCOLN NATL LIFE INS CO	0.00325	1	0.07413	\$1,138,422,069
3.36579	65722	LOYAL AMER LIFE INS CO	0.00325	1	0.00096	\$14,813,099
0.55935	65935	MASSACHUSETTS MUT LIFE INS CO	0.00325	1	0.0058	\$89,135,827
0	79022	MERRILL LYNCH LIFE INS CO	0	0	0.00564	\$86,555,764
0.15179	61050	METLIFE INVESTORS USA INS CO	0.00649	2	0.04278	\$656,940,143
1.51195	65978	METROPOLITAN LIFE INS CO	0.03247	10	0.02147	\$329,756,887
3.75686	66044	MIDLAND NATL LIFE INS CO	0.04221	13	0.01123	\$172,524,472
3471.26015	66370	MONY LIFE INS CO	0.00325	1	0	\$14,363
14.72615	66850	NATIONAL WESTERN LIFE INS CO	0.01299	4	0.00088	\$13,542,636
979.93349	92657	NATIONWIDE LIFE & ANN INS CO	0.00974	3	0.00001	\$152,636

Complaints Year: 2007 Total Complaints for Index: 308
Policy Type: Individual Annuity
 Premiums Year: 2007 Total Premiums for Index: \$15,356,174,551
 States selected for Index: FL
 Complaint Set used: Confirmed Complaints
 Report Date: 09/25/2008
 Database: DSSSPLP

Complaint Index	Cocode	Company Name	Complaint Share	Complaints	Market Share	Premiums
981.81819	68225	NATIONWIDE LIFE INS CO OF AMER	0.00325	1	0	\$50,781
0.18371	91596	NEW YORK LIFE INS & ANN CORP	0.00325	1	0.01767	\$271,393,862
0.56	66974	NORTH AMER CO LIFE & HLTH INS	0.00325	1	0.00579	\$88,968,432
6.71	63274	OM FIN LIFE INS CO	0.07	22.00	0.01	\$163,443,762
0.05	67466	PACIFIC LIFE INS CO	0.00	1.00	0.07	\$1,041,075,982
1,580.83	67539	PAN AMER LIFE INS CO	0.00	1.00	0.00	\$31,539
0.00	67660	PENNSYLVANIA LIFE INS CO	0.00	0.00	0.00	\$13,029
0.83	61271	PRINCIPAL LIFE INS CO	0.01	3.00	0.01	\$181,256,114
0.53	86630	PRUDENTIAL ANN LIFE ASSUR CORP	0.02	6.00	0.04	\$561,079,570
32.46	68241	PRUDENTIAL INS CO OF AMER	0.01	2.00	0.00	\$3,071,812
41,204.72	68284	PYRAMID LIFE INS CO	0.01	2.00	0.00	\$2,420
0.47	67105	RELIASTAR LIFE INS CO	0.00	1.00	0.01	\$105,233,714
0.14	65005	RIVERSOURCE LIFE INS CO	0.01	2.00	0.05	\$712,758,500
8.26	68845	SHENANDOAH LIFE INS CO	0.01	3.00	0.00	\$18,099,115
313.58	69051	STANDARD LIFE INS CO OF IN	0.01	4.00	0.00	\$635,983
1.63	79065	SUN LIFE ASSUR CO OF CANADA US	0.01	3.00	0.01	\$91,596,753
519.70	69256	SUNAMERICA LIFE INS CO	0.01	2.00	0.00	\$191,870
0.28	69345	TEACHERS INS & ANN ASSOC OF AMER	0.00	1.00	0.01	\$175,945,579
12.10	60142	TIAA CREF LIFE INS CO	0.01	2.00	0.00	\$8,237,816
0.26	86231	TRANSAMERICA LIFE INS CO	0.01	2.00	0.02	\$383,748,987
0.00	67121	TRANSAMERICA OCCIDENTAL LIFE INS CO	0.00	0.00	0.00	\$2,846,989
2,042.60	70106	UNITED STATES LIFE INS CO IN NYC	0.00	1.00	0.00	\$24,409
0.36	70238	VARIABLE ANNUITY LIFE INS CO	0.01	2.00	0.02	\$277,630,561

Complaints Year: 2007 Total Complaints for Index: 52

Policy Type: Credit (Number of Policies)

Policy Year: 2007 Total Policies for Index: 974,542

States selected for Index: FL

Complaint Set used: Confirmed Complaints

Report Date: 09/25/2008

Database: DSSSPLP

Complaint Index	Cocode	Company Name	Complaint Share	Complaints	Market Share	Number of Policies
0.17452	60275	AMERICAN BANKERS LIFE ASSUR CO OF FL	0.03846	2	0.22038	214,770
0.75387	68373	AMERICAN GEN ASSUR CO	0.01923	1	0.02551	24,860
5.80807	60534	AMERICAN HERITAGE LIFE INS CO	0.07692	4	0.01324	12,907
1.06526	60518	AMERICAN HLTH & LIFE INS CO	0.03846	2	0.03611	35,186
4.27588	60739	AMERICAN NATL INS CO	0.01923	1	0.0045	4,383
16.05929	60895	AMERICAN UNITED LIFE INS CO	0.01923	1	0.0012	1,167
0	81043	BANKERS LIFE INS CO	0	0	0.00042	407
13.62996	71455	CARDIF LIFE INS CO	0.01923	1	0.00141	1,375
7.56303	61824	CHEROKEE NATL LIFE INS CO	0.01923	1	0.00254	2,478
0.70709	62626	CUNA MUT INS SOCIETY	0.17308	9	0.24477	238,542
0	64025	GREAT ATLANTIC LIFE	0	0	0.00166	1,617
1.18052	93777	HOUSEHOLD LIFE INS CO	0.05769	3	0.04887	47,626
2.43434	89958	JMIC LIFE INS CO	0.05769	3	0.0237	23,096
0	64130	LIFE INVESTORS INS CO OF AMER	0	0	0.00867	8,450
1.00495	97691	LIFE OF THE SOUTH INS CO	0.09615	5	0.09568	93,244
302.2773	65978	METROPOLITAN LIFE INS CO	0.01923	1	0.00006	62
0	66281	MONUMENTAL LIFE INS CO	0	0	0.00028	274
0	67261	OLD REPUBLIC LIFE INS CO	0	0	0.00069	675
2.47507	61506	RESOURCE LIFE INS CO	0.03846	2	0.01554	15,144
14.57324	70106	UNITED STATES LIFE INS CO IN NYC	0.01923	1	0.00132	1,286
0	70173	UNIVERSAL UNDERWRITERS LIFE INS CO	0	0	0.01208	11,768

Complaints Year: 2007 Total Complaints for Index: 52

Policy Type: Credit (Premium Amount)

Premiums Year: 2007 Total Premiums for Index: \$143,641,668

States selected for Index: FL

Complaint Set used: Confirmed Complaints

Report Date: 09/25/2008

Database: DSSSPLP

Complaint Index	Cocode	Company Name	Complaint Share	Complaints	Market Share	Premiums
300254.3227	10111	AMERICAN BANKERS INS CO OF FL	0.09615	5	0	\$46
0.96105	60275	AMERICAN BANKERS LIFE ASSUR CO OF FL	0.03846	2	0.04002	\$5,748,602
1.55159	68373	AMERICAN GEN ASSUR CO	0.01923	1	0.01239	\$1,780,324
2.42694	60534	AMERICAN HERITAGE LIFE INS CO	0.07692	4	0.0317	\$4,552,802
0.99588	60518	AMERICAN HLTH & LIFE INS CO	0.03846	2	0.03862	\$5,547,537
6.86808	60739	AMERICAN NATL INS CO	0.01923	1	0.0028	\$402,200
5.36384	60836	AMERICAN REPUBLIC INS CO	0.01923	1	0.00359	\$514,993
22.12988	60895	AMERICAN UNITED LIFE INS CO	0.01923	1	0.00087	\$124,824
0	81043	BANKERS LIFE INS CO	0	0	-0.00008	(\$11,100)
9.57424	71455	CARDIF LIFE INS CO	0.01923	1	0.00201	\$288,518
5.96077	61824	CHEROKEE NATL LIFE INS CO	0.01923	1	0.00323	\$463,420
0.78	20443	CONTINENTAL CAS CO	0.01923	1	0.02479	\$3,560,828
1.71378	62626	CUNA MUT INS SOCIETY	0.17308	9	0.10099	\$14,506,595
0	64025	GREAT ATLANTIC LIFE	0	0	-0.00015	(\$21,698)
1.10614	93777	HOUSEHOLD LIFE INS CO	0.05769	3	0.05216	\$7,491,866
-22.57828	89958	JMIC LIFE INS CO	0.05769	3	-0.00256	(\$367,035)
0	64130	LIFE INVESTORS INS CO OF AMER	0	0	0.01297	\$1,863,620
0.73567	97691	LIFE OF THE SOUTH INS CO	0.09615	5	0.1307	\$18,774,350
1545.7973	65978	METROPOLITAN LIFE INS CO	0.01923	1	0.00001	\$1,787
0	66281	MONUMENTAL LIFE INS CO	0	0	0.00009	\$12,497
0	67261	OLD REPUBLIC LIFE INS CO	0	0	0.00031	\$43,925
2.07692	61506	RESOURCE LIFE INS CO	0.03846	2	0.01852	\$2,660,038
-70.37091	70106	UNITED STATES LIFE INS CO IN NYC	0.01923	1	-0.00027	(\$39,254)
0	70173	UNIVERSAL UNDERWRITERS LIFE INS CO	0	0	-0.00687	(\$986,777)

Complaints Year: 2007 Total Complaints for Index: 5084
Policy Type: Homeowner
Premiums Year: 2007 Total Premiums for Index: \$8,585,265,045
States selected for Index: FL
Complaint Set used: Confirmed Complaints
Report Date: 09/25/2008
Database: DSSSPLP

Complaint Index	Cocode	Company Name	Complaint Share	Complaints	Market Share	Premiums
1.46027	10324	ADDISON INS CO	0.0002	1	0.00013	\$1,156,421
0.91774	10835	ALLSTATE FLORIDIAN IND CORP	0.00629	32	0.00686	\$58,881,569
1.9039	30511	ALLSTATE FLORIDIAN INS CO	0.04681	238	0.02459	\$211,096,887
0	19240	ALLSTATE IND CO	0	0	0.00002	\$133,177
0	21849	AMERICAN AUTOMOBILE INS CO	0	0	0.00131	\$11,277,041
2.98938	10111	AMERICAN BANKERS INS CO OF FL	0.00472	24	0.00158	\$13,557,451
0.07554	19380	AMERICAN HOME ASSUR CO	0.00098	5	0.01302	\$111,777,355
0.78055	12841	AMERICAN INTEGRITY INS CO OF FL	0.00354	18	0.00454	\$38,942,128
0.52341	16810	AMERICAN MERCURY INS CO	0.00118	6	0.00225	\$19,357,989
0	12314	AMERICAN MODERN INS CO OF FL	0	0	0.00008	\$657,854
149.58513	28401	AMERICAN NATL PROP & CAS CO	0.00177	9	0.00001	\$101,602
17.82422	19615	AMERICAN RELIABLE INS CO	0.00256	13	0.00014	\$1,231,632
826.42872	42978	AMERICAN SECURITY INS CO	0.00393	20	0	\$40,867
1.05318	10872	AMERICAN STRATEGIC INS CORP	0.01397	71	0.01326	\$113,842,792
1.25493	12359	AMERICAN TRADITIONS INS CO	0.0057	29	0.00455	\$39,023,530
72.69798	35912	AMERICAN WESTERN HOME INS CO	0.00079	4	0.00001	\$92,915
1.41823	27928	AMEX ASSUR CO	0.0002	1	0.00014	\$1,190,695
0.31141	19976	AMICA MUT INS CO	0.00177	9	0.00568	\$48,804,206
3.82376	10203	ARGUS FIRE & CAS INS CO	0.00629	32	0.00165	\$14,132,113
0.59112	41459	ARMED FORCES INS EXCH	0.00059	3	0.001	\$8,570,266
0.36387	12196	ASI ASSUR CORP	0.00433	22	0.01189	\$102,099,252
0.9383	19895	ATLANTIC MUT INS CO	0.0002	1	0.00021	\$1,799,732
2.25271	18988	AUTO OWNERS INS CO	0.00216	11	0.00096	\$8,245,869
12.7798	16187	AXA RE PROP & CAS INS CO	0.00256	13	0.0002	\$1,717,780
0.13985	26620	AXIS SURPLUS INS CO	0.0002	1	0.00141	\$12,075,204
-28492.96624	24813	BALBOA INS CO	0.0059	30	0	(\$1,778)
0.85621	10908	CAPITOL PREFERRED INS CO	0.00374	19	0.00436	\$37,473,311
0	38989	CHUBB CUSTOM INS CO	0	0	0.00071	\$6,135,863
0.36084	10677	CINCINNATI INS CO	0.00098	5	0.00273	\$23,399,535
1.13084	10064	CITIZENS PROP INS CORP	0.19788	1006	0.17498	\$1,502,253,598
-5634.57835	20532	CLARENDON NATL INS CO	0.00197	10	0	(\$2,997)
-1229.25642	22560	CLARENDON SELECT INS CO	0.00767	39	-0.00001	(\$53,576)
1.06424	12157	COMPANION PROP & CAS INS CO	0.00157	8	0.00148	\$12,693,955
0.98274	18163	COOPERATIVA D SEGUROS MULTIPLES PR	0.00079	4	0.0008	\$6,873,358
1.13516	11956	CORAL INS CO	0.00472	24	0.00416	\$35,702,804
0.45	20966	COTTON STATES MUT INS CO	0.00098	5	0.00221	\$18,969,916
1.28374	10953	CYPRESS PROP & CAS INS CO	0.01121	57	0.00873	\$74,980,353
1.01678	40649	ECONOMY PREMIER ASSUR CO	0.00039	2	0.00039	\$3,321,645
0.19278	12482	EDISON INS CO	0.00118	6	0.00612	\$52,558,615
598.75303	21334	EMPIRE IND INS CO	0.00118	6	0	\$16,922
0.36494	11996	ENCOMPASS FLORIDIAN IND CO	0.0002	1	0.00054	\$4,627,261
0.24935	11993	ENCOMPASS FLORIDIAN INS CO	0.00039	2	0.00158	\$13,544,936
0.06648	20281	FEDERAL INS CO	0.00118	6	0.01775	\$152,418,657
1.64698	27980	FEDERATED NATL INS CO	0.01928	98	0.0117	\$100,481,479
0.15409	10186	FIDELITY FIRE & CAS CO	0.00039	2	0.00255	\$21,918,701
-400.58905	25180	FIDELITY NATL INS CO	0.00039	2	0	(\$8,431)
0.57576	16578	FIDELITY NATL PROP & CAS INS CO	0.00079	4	0.00137	\$11,731,813
0.08732	21873	FIREMANS FUND INS CO	0.00059	3	0.00676	\$58,013,926
0.68007	13990	FIRST COMMUNITY INS CO	0.00216	11	0.00318	\$27,314,180
1.2179	10647	FIRST FLORIDIAN AUTO & HOME INS CO	0.01475	75	0.01211	\$103,991,236
3.12714	10149	FIRST HOME INS CO	0.00649	33	0.00208	\$17,820,297

Complaints Year: 2007 Total Complaints for Index: 5084

Policy Type: Homeowner

Premiums Year: 2007 Total Premiums for Index: \$8,585,265,045

States selected for Index: FL

Complaint Set used: Confirmed Complaints

Report Date: 09/25/2008

Database: DSSSPLP

Complaint Index	Cocode	Company Name	Complaint Share	Complaints	Market Share	Premiums
0.27097	33588	FIRST LIBERTY INS CORP	0.00157	8	0.00581	\$49,856,789
0.91527	10897	FIRST PROTECTIVE INS CO	0.01101	56	0.01203	\$103,320,384
0.61524	10688	FLORIDA FAMILY INS CO	0.0057	29	0.00927	\$79,597,878
0.46	21817	FLORIDA FARM BUR GEN INS CO	0.00197	10	0.00431	\$36,997,548
0.66357	31216	FLORIDA FARM BUREAU CAS INS CO	0.00551	28	0.0083	\$71,255,256
1.53943	10132	FLORIDA PENINSULA INS CO	0.01515	77	0.00984	\$84,465,261
-4.32254	10663	FLORIDA SELECT INS CO	0.00865	44	-0.002	(\$17,189,430)
1.13598	11185	FOREMOST INS CO	0.00688	35	0.00606	\$52,029,090
0.9237	11800	FOREMOST PROP & CAS INS CO	0.00374	19	0.00405	\$34,735,319
0.90542	41513	FOREMOST SIGNATURE INS CO	0.0002	1	0.00022	\$1,865,091
1.44009	10182	GEOVERA SPECIALTY INS CO	0.012	61	0.00833	\$71,529,892
0.66972	20303	GREAT NORTHERN INS CO	0.0002	1	0.00029	\$2,521,481
2.40944	12237	GULFSTREAM PROP & CAS INS CO	0.01593	81	0.00661	\$56,769,656
1.37979	22292	HANOVER INS CO	0.00098	5	0.00071	\$6,119,343
-1697.16898	21806	HARBOR SPECIALTY INS CO	0.0002	1	0	(\$995)
2.36342	29424	HARTFORD CAS INS CO	0.00177	9	0.00075	\$6,430,567
1.13937	19682	HARTFORD FIRE IN CO	0.00256	13	0.00224	\$19,267,529
1.04515	37478	HARTFORD INS CO OF THE MIDWEST	0.01062	54	0.01016	\$87,249,857
1.21565	38261	HARTFORD INS CO OF THE SOUTHEAST	0.00275	14	0.00227	\$19,447,726
0	30104	HARTFORD UNDERWRITERS INS CO	0	0	0.00008	\$719,774
0.48928	12306	HILLCREST INS CO	0.00157	8	0.00322	\$27,611,149
0.29943	11072	HOME POINTE INS CO	0.00059	3	0.00197	\$16,918,750
1.03	11156	HOMESITE INS CO OF FL	0.00039	2	0.00038	\$3,280,390
2.56018	12438	HOMEWISE INS CO	0.00649	33	0.00254	\$21,766,628
0.03171	12582	HOMEWISE PREFERRED INS CO	0.0002	1	0.0062	\$53,262,340
37.25235	22578	HORACE MANN INS CO	0.00452	23	0.00012	\$1,042,611
0.34367	29068	IDS PROP CAS INS CO	0.0002	1	0.00057	\$4,913,643
15.40849	10914	KEMPER INDEPENDENCE INS CO	0.00118	6	0.00008	\$657,566
0.579	19437	LEXINGTON INS CO	0.00374	19	0.00645	\$55,414,846
5.08715	10955	LIBERTY AMER INS CO	0.00551	28	0.00108	\$9,294,622
2.3241	32760	LIBERTY AMER SELECT INS CO	0.00374	19	0.00161	\$13,805,339
0.33881	23035	LIBERTY MUT FIRE INS CO	0.00747	38	0.02206	\$189,398,607
0.22837	22306	MASSACHUSETTS BAY INS CO	0.0002	1	0.00086	\$7,394,410
2.5609	24821	MERITPLAN INS CO	0.00177	9	0.00069	\$5,934,682
0.2965	40169	METROPOLITAN CAS INS CO	0.00059	3	0.00199	\$17,086,448
0.87389	26298	METROPOLITAN PROP & CAS INS CO	0.00138	7	0.00158	\$13,526,599
0.8331	10948	NATIONWIDE INS CO OF FL	0.0236	120	0.02833	\$243,237,028
-1115.74703	23779	NATIONWIDE MUT FIRE INS CO	0.00039	2	0	(\$3,027)
-4515.19554	37877	NATIONWIDE PROP & CAS INS CO	0.0002	1	0	(\$374)
1.73957	23841	NEW HAMPSHIRE INS CO	0.00157	8	0.0009	\$7,766,000
-8998.31154	39462	NORTH POINTE CAS INS CO	0.00059	3	0	(\$563)
0.24116	12568	NORTHERN CAPITAL INS CO	0.00157	8	0.00653	\$56,019,026
1.56085	40231	OLD DOMINION INS CO	0.00039	2	0.00025	\$2,163,793
0.22163	12954	OLYMPUS INS CO	0.00079	4	0.00355	\$30,478,123
0.78223	38644	OMEGA INS CO	0.00393	20	0.00503	\$43,176,021
0.80159	32700	OWNERS INS CO	0.00039	2	0.00049	\$4,213,312
1.58518	12538	ROYAL PALM INS CO	0.04544	231	0.02866	\$246,083,238
1.28783	12563	SAFE HARBOR INS CO	0.00138	7	0.00107	\$9,178,831
154.08	24740	SAFECO INS CO OF AMER	0.00138	7	0.00001	\$76,719
3.14518	17248	SAFeway PROP INS CO	0.01416	72	0.0045	\$38,657,660
2.85	41297	SCOTTSDALE INS CO	0.00236	12	0.00083	\$7,106,347

Complaints Year: 2007 Total Complaints for Index: 5084
Policy Type: Homeowner
Premiums Year: 2007 Total Premiums for Index: \$8,585,265,045
States selected for Index: FL
Complaint Set used: Confirmed Complaints
Report Date: 09/25/2008
Database: DSSSPLP

Complaint Index	Cocode	Company Name	Complaint Share	Complaints	Market Share	Premiums
0.81672	10117	SECURITY FIRST INS CO	0.00865	44	0.0106	\$90,976,540
5.37939	24988	SENTRY INS A MUT CO	0.00079	4	0.00015	\$1,255,668
4.68771	36560	SERVICE INS CO	0.00236	12	0.0005	\$4,322,834
1.00362	10136	SOUTHERN FIDELITY INS CO INC	0.01082	55	0.01078	\$92,542,922
1.21068	12247	SOUTHERN OAK INS CO	0.00452	23	0.00374	\$32,080,794
1.45567	10190	SOUTHERN-OWNERS INS CO	0.00157	8	0.00108	\$9,280,551
0.53904	11844	ST JOHNS INS CO INC	0.01475	75	0.02737	\$234,956,932
-23713.95382	25143	STATE FARM FIRE AND CAS CO	0.00374	19	0	(\$1,353)
0.43611	10739	STATE FARM FLORIDA INS CO	0.07927	403	0.18176	\$1,560,468,694
1.92237	10860	SUNSHINE STATE INS CO	0.01456	74	0.00757	\$65,004,375
1.50135	22683	TEACHERS INS CO	0.00452	23	0.00301	\$25,869,865
1.59205	29050	TOWER HILL PREFERRED INS CO	0.01731	88	0.01087	\$93,341,478
0.94027	11027	TOWER HILL PRIME INSURANCE COMPANY	0.01101	56	0.01171	\$100,573,747
0.6576	12011	TOWER HILL SELECT INS CO	0.00649	33	0.00987	\$84,742,006
0.32638	25666	TRAVELERS IND CO OF AMER	0.0002	1	0.0006	\$5,174,039
9.66259	29459	TWIN CITY FIRE INS CO CO	0.0002	1	0.00002	\$174,765
0.95181	13021	UNITED FIRE & CAS CO	0.0002	1	0.00021	\$1,774,188
1.59605	10969	UNITED PROP & CAS INS CO	0.02183	111	0.01368	\$117,442,276
1.37055	11986	UNIVERSAL INS CO OF NA	0.02773	141	0.02024	\$173,729,567
1.13006	10861	UNIVERSAL PROP & CAS INS	0.05921	301	0.05239	\$449,795,430
0.06474	25941	USAA	0.00177	9	0.02734	\$234,742,738
0.27086	25968	USAA CAS INS CO	0.00452	23	0.0167	\$143,395,168
1.34118	18600	USAA GENERAL IND CO	0.0002	1	0.00015	\$1,259,104
0	20397	VIGILANT INS CO	0	0	0.00009	\$776,547
1.74439	40428	VOYAGER IND INS CO	0.00118	6	0.00068	\$5,808,382

Complaints Year: 2007 Total Complaints for Index: 4680
Policy Type: Private Passenger
Premiums Year: 2007 Total Premiums for Index: \$12,347,180,549
States selected for Index: FL
Complaint Set used: Confirmed Complaints
Report Date: 09/25/2008
Database: DSSSPLP

Complaint Index	Cocode	Company Name	Complaint Share	Complaints	Market Share	Premiums
2.02443	12963	21ST CENTURY INS CO	0.01902	89	0.00939	\$115,986,752
586.02542	11711	ACCESS INS CO	0.00021	1	0	\$4,502
99557.97895	22667	ACE AMER INS CO	0.00085	4	0	\$106
2.83837	42609	AFFIRMATIVE INS CO	0.00684	32	0.00241	\$29,744,204
1.53309	35173	AGENCY INS CO OF MD INC	0.00021	1	0.00014	\$1,720,900
1.45939	19402	AIG CAS CO	0.00214	10	0.00146	\$18,078,066
0.93952	34789	AIG CENTENNIAL INS CO	0.00085	4	0.00091	\$11,232,498
4.70238	43974	AIG IND INS CO	0.00278	13	0.00059	\$7,293,696
1.89835	22225	AIG PREFERRED INS CO	0.00385	18	0.00203	\$25,016,001
0.20583	20796	AIG PREMIER INS CO	0.00021	1	0.00104	\$12,817,727
5.3155	12188	ALFA VISION INS CORP	0.00321	15	0.0006	\$7,445,080
0.2506	41840	ALLMERICA FIN BENEFIT INS CO	0.00064	3	0.00256	\$31,583,857
0.52089	19240	ALLSTATE IND CO	0.0094	44	0.01805	\$222,856,408
0.48884	19232	ALLSTATE INS CO	0.02949	138	0.06032	\$744,785,548
0.43764	17230	ALLSTATE PROP & CAS INS CO	0.02778	130	0.06347	\$783,695,501
2.09095	38156	ALPHA PROP & CAS INS CO	0.00171	8	0.00082	\$10,094,120
0.15379	21849	AMERICAN AUTOMOBILE INS CO	0.00021	1	0.00139	\$17,155,204
1.38976	10111	AMERICAN BANKERS INS CO OF FL	0.00021	1	0.00015	\$1,898,378
2049.95062	20427	AMERICAN CAS CO OF READING PA	0.00021	1	0	\$1,287
7.59446	23450	AMERICAN FAMILY HOME INS CO	0.00085	4	0.00011	\$1,389,585
1.48632	19380	AMERICAN HOME ASSUR CO	0.00128	6	0.00086	\$10,650,256
2.83	17957	AMERICAN INDEPENDENT INS CO	0.00427	20	0.00151	\$18,660,016
2.00933	32220	AMERICAN INTL INS CO	0.00171	8	0.00085	\$10,504,147
0	40258	AMERICAN INTL S INS CO	0	0	0.00103	\$12,772,819
3955.45194	23469	AMERICAN MODERN HOME INS CO	0.00043	2	0	\$1,334
5.65881	39942	AMERICAN NATL GEN INS CO	0.00021	1	0.00004	\$466,226
0.7736	28401	AMERICAN NATL PROP & CAS CO	0.00043	2	0.00055	\$6,820,765
1.07474	19615	AMERICAN RELIABLE INS CO	0.00064	3	0.0006	\$7,364,457
5.51403	42897	AMERICAN SERV INS CO INC	0.00064	3	0.00012	\$1,435,404
0.14062	41998	AMERICAN SOUTHERN HOME INS CO	0.00021	1	0.00152	\$18,762,287
12.12867	10790	AMERICAN VEHICLE INS CO	0.0015	7	0.00012	\$1,522,673
1.51	27928	AMEX ASSUR CO	0.00107	5	0.00071	\$8,754,588
0.38023	19976	AMICA MUT INS CO	0.00214	10	0.00562	\$69,386,042
0.17853	10194	ARTISAN & TRUCKERS CAS CO	0.00043	2	0.00239	\$29,556,477
3.39732	11558	ASSURANCEAMERICA INS CO	0.00855	40	0.00252	\$31,063,145
0.2688	41041	AUTO CLUB S INS CO	0.00064	3	0.00238	\$29,445,649
1.59223	18988	AUTO OWNERS INS CO	0.00342	16	0.00215	\$26,511,555
2971.04329	33162	BANKERS INS CO	0.00021	1	0	\$888
23.61551	19658	BRISTOL W INS CO	0.02158	101	0.00091	\$11,283,558
0.76324	20117	CALIFORNIA CAS IND EXCH	0.00085	4	0.00112	\$13,826,751
0	19909	CENTENNIAL INS CO	0	0	0.00005	\$605,452
0.21251	10677	CINCINNATI INS CO	0.00021	1	0.00101	\$12,415,025
-143.26376	20532	CLARENDON NATL INS CO	0.00363	17	-0.00003	(\$313,065)
0.30	19410	COMMERCE & INDUSTRY INS CO	0.00064	3	0.00211	\$26,076,930
-40176.95089	20443	CONTINENTAL CAS CO	0.00064	3	0	(\$197)
-158.81	35289	CONTINENTAL INS CO	0.00021	1	0	(\$16,613)
0.40817	18163	COOPERATIVA D SEGUROS MULTIPLES PR	0.00021	1	0.00052	\$6,463,715
1.33377	10783	CORNERSTONE NATL INS CO	0.0015	7	0.00112	\$13,846,444
1.08865	20966	COTTON STATES MUT INS CO	0.00192	9	0.00177	\$21,810,988
1.50093	21164	DAIRYLAND INS CO	0.00534	25	0.00356	\$43,944,331
1.18376	37907	DEERBROOK INS CO	0.00107	5	0.0009	\$11,143,678

Complaints Year: 2007 Total Complaints for Index: 4680
Policy Type: Private Passenger
Premiums Year: 2007 Total Premiums for Index: \$12,347,180,549
States selected for Index: FL
Complaint Set used: Confirmed Complaints
Report Date: 09/25/2008
Database: DSSSPLP

Complaint Index	Cocode	Company Name	Complaint Share	Complaints	Market Share	Premiums
3.56085	42781	DIRECT GEN INS CO	0.05192	243	0.01458	\$180,042,219
1.74098	21261	ELECTRIC INS CO	0.0015	7	0.00086	\$10,607,802
0.36965	11993	ENCOMPASS FLORIDIAN INS CO	0.00064	3	0.00173	\$21,412,041
0.7418	15130	ENCOMPASS IND CO	0.00128	6	0.00173	\$21,339,571
9.00131	28746	EQUITY INS CO	0.00748	35	0.00083	\$10,258,511
1.04496	25712	ESURANCE INS CO	0.01068	50	0.01022	\$126,238,268
1.76478	40029	EXPLORER INS CO	0.00085	4	0.00048	\$5,979,877
0	20281	FEDERAL INS CO	0	0	0.00158	\$19,510,156
40.8819	27980	FEDERATED NATL INS CO	0.00128	6	0.00003	\$387,206
-117.73334	21873	FIREMANS FUND INS CO	0.00064	3	-0.00001	(\$67,227)
4.99105	10336	FIRST ACCEPTANCE INS CO INC	0.01944	91	0.0039	\$48,102,882
11.86685	29980	FIRST COLONIAL INS CO	0.00021	1	0.00002	\$222,324
0.64548	10647	FIRST FLORIDIAN AUTO & HOME INS CO	0.00705	33	0.01092	\$134,882,416
0	33588	FIRST LIBERTY INS CORP	0	0	0.00417	\$51,448,351
0.21245	21817	FLORIDA FARM BUR GEN INS CO	0.0015	7	0.00704	\$86,927,150
1.20265	31216	FLORIDA FARM BUREAU CAS INS CO	0.00214	10	0.00178	\$21,937,203
0.47794	11185	FOREMOST INS CO	0.00021	1	0.00045	\$5,520,083
0	11800	FOREMOST PROP & CAS INS CO	0	0	0.00002	\$301,986
0.43759	21253	GARRISON PROP & CAS INS CO	0.00043	2	0.00098	\$12,058,253
3.29763	41491	GEICO CAS CO	0.03098	145	0.0094	\$116,007,937
0.3158	35882	GEICO GEN INS CO	0.02073	97	0.06563	\$810,354,827
0.37658	22055	GEICO IND CO	0.01197	56	0.03178	\$392,332,432
13.19721	11044	GMAC INS CO ONLINE INC	0.00043	2	0.00003	\$399,825
0.2927	22063	GOVERNMENT EMPLOYEES INS CO	0.00748	35	0.02555	\$315,475,702
15.26826	16691	GREAT AMER INS CO	0.00043	2	0.00003	\$345,591
343.57	22136	GREAT AMER INS CO OF NY	0.00021	1	0	\$7,679
2.24611	20303	GREAT NORTHERN INS CO	0.00021	1	0.0001	\$1,174,601
40.00101	15032	GUIDEONE MUT INS CO	0.00043	2	0.00001	\$131,911
1.29389	36064	HANOVER AMER INS CO	0.00043	2	0.00033	\$4,078,070
9.97351	22292	HANOVER INS CO	0.00171	8	0.00017	\$2,116,234
3.67632	22357	HARTFORD ACCIDENT & IND CO	0.00171	8	0.00046	\$5,741,145
77882.9946	29424	HARTFORD CAS INS CO	0.00342	16	0	\$542
-1187.21406	19682	HARTFORD FIRE IN CO	0.00085	4	0	(\$8,889)
1.17821	37478	HARTFORD INS CO OF THE MIDWEST	0.00855	40	0.00725	\$89,569,663
1555.20043	38261	HARTFORD INS CO OF THE SOUTHEAST	0.0015	7	0	\$11,875
1.02052	30104	HARTFORD UNDERWRITERS INS CO	0.00256	12	0.00251	\$31,022,749
0	22578	HORACE MANN INS CO	0	0	0.00115	\$14,195,398
5.01339	25054	HUDSON INS CO	0.00406	19	0.00081	\$9,998,719
0	29068	IDS PROP CAS INS CO	0	0	0.00198	\$24,478,972
1.27661	23817	ILLINOIS NATL INS CO	0.00192	9	0.00151	\$18,599,659
5.49683	39497	INFINITY ASSUR INS CO	0.00064	3	0.00012	\$1,439,896
1.04203	11738	INFINITY AUTO INS CO	0.00726	34	0.00697	\$86,084,042
1.19062	21792	INFINITY CAS INS CO	0.00043	2	0.00036	\$4,431,798
0.95058	10061	INFINITY IND INS CO	0.00299	14	0.00315	\$38,856,248
35.38357	22268	INFINITY INS CO	0.01132	53	0.00032	\$3,951,811
1.52983	20260	INFINITY SELECT INS CO	0.00085	4	0.00056	\$6,898,247
-269.04818	12599	INFINITY STANDARD INS CO	0.00021	1	0	(\$9,806)
0.76001	19429	INSURANCE CO OF THE STATE OF PA	0.00214	10	0.00281	\$34,713,891
0.40206	22780	INTEGON GEN INS CORP	0.00043	2	0.00106	\$13,123,755
0.32343	22772	INTEGON IND CORP	0.00128	6	0.00396	\$48,942,856
11.26262	29742	INTEGON NATL INS CO	0.00043	2	0.00004	\$468,503

Complaints Year: 2007 Total Complaints for Index: 4680
Policy Type: Private Passenger
Premiums Year: 2007 Total Premiums for Index: \$12,347,180,549
States selected for Index: FL
Complaint Set used: Confirmed Complaints
Report Date: 09/25/2008
Database: DSSSPLP

Complaint Index	Cocode	Company Name	Complaint Share	Complaints	Market Share	Premiums
0	10914	KEMPER INDEPENDENCE INS CO	0	0	0.00008	\$946,241
0.45764	42404	LIBERTY INS CORP	0.00064	3	0.0014	\$17,294,862
0.33635	23035	LIBERTY MUT FIRE INS CO	0.00342	16	0.01016	\$125,500,239
1.68463	23043	LIBERTY MUT INS CO	0.0094	44	0.00558	\$68,907,873
0	35769	LYNDON PROP INS CO	0	0	0	(\$46,682)
18.25778	34932	MAPFRE INS CO OF FL	0.00064	3	0.00004	\$433,506
-15798.12241	19356	MARYLAND CAS CO	0.00021	1	0	(\$167)
0.72351	22306	MASSACHUSETTS BAY INS CO	0.00021	1	0.0003	\$3,646,508
2.3679	33650	MENDOTA INS CO	0.00577	27	0.00244	\$30,083,024
2.00254	31968	MERASTAR INS CO	0.00085	4	0.00043	\$5,269,888
1.82989	11202	MERCURY INS CO OF FL	0.02393	112	0.01308	\$161,478,270
0.38134	40169	METROPOLITAN CAS INS CO	0.00427	20	0.01121	\$138,370,526
0.48764	39950	METROPOLITAN GEN INS CO	0.00064	3	0.00131	\$16,231,113
0	34339	METROPOLITAN GRP PROP & CAS INS CO	0	0	0.00001	\$90,516
2.61704	26298	METROPOLITAN PROP & CAS INS CO	0.00107	5	0.00041	\$5,040,587
3.12663	40150	MGA INS CO INC	0.02286	107	0.00731	\$90,287,800
-148.61911	38660	MIC GEN INS CORP	0.00021	1	0	(\$17,752)
0.59242	42447	NATIONAL GEN ASSUR CO	0.00192	9	0.00325	\$40,080,417
7.90091	23728	NATIONAL GEN INS CO	0.00021	1	0.00003	\$333,922
-290.60	22608	NATIONAL SPECIALTY INS CO	0.00171	8	-0.00001	(\$72,631)
0.66	19445	NATIONAL UNION FIRE INS CO OF PITTS	0.00128	6	0.00194	\$23,925,900
0.36992	23760	NATIONWIDE GEN INS CO	0.00321	15	0.00866	\$106,980,077
-52717.80357	25453	NATIONWIDE INS CO OF AMER	0.0047	22	0	(\$1,101)
0.43939	23779	NATIONWIDE MUT FIRE INS CO	0.00962	45	0.02188	\$270,201,999
2.5404	23787	NATIONWIDE MUT INS CO	0.0062	29	0.00244	\$30,117,419
4.31655	37877	NATIONWIDE PROP & CAS INS CO	0.00171	8	0.0004	\$4,889,622
1.06202	23833	NEW HAMPSHIRE IND CO INC	0.00641	30	0.00604	\$74,526,760
0.46326	36455	NORTHBROOK IND CO	0.00021	1	0.00046	\$5,695,041
2.64396	23248	OCCIDENTAL FIRE & CAS CO OF NC	0.00171	8	0.00065	\$7,982,839
6.14479	12360	OCEAN HARBOR CAS INS CO	0.03355	157	0.00546	\$67,408,485
-76472.07079	24074	OHIO CAS INS CO	0.00043	2	0	(\$69)
5.61028	40231	OLD DOMINION INS CO	0.00043	2	0.00008	\$940,518
1.95259	34940	OMNI IND CO	0.00064	3	0.00033	\$4,053,524
10.66	39098	OMNI INS CO	0.00043	2	0.00004	\$494,822
635.81	21970	ONEBEACON INS CO	0.00043	2	0	\$8,299
0.16	32700	OWNERS INS CO	0.00043	2	0.00265	\$32,704,169
0.10	20346	PACIFIC IND CO	0.00021	1	0.00204	\$25,169,118
1.06	25755	PEACHTREE CAS INS CO	0.00064	3	0.0006	\$7,448,194
1.21	18139	PEAK PROP & CAS INS CORP	0.00107	5	0.00088	\$10,907,003
1,136.21	24198	PEERLESS INS CO	0.00021	1	0	\$2,322
1.33	37648	PERMANENT GEN ASSUR CORP	0.0015	7	0.00113	\$13,914,775
0.00	18058	PHILADELPHIA IND INS CO	0	0	0.00019	\$2,340,976
0.41	24252	PROGRESSIVE AMERICAN INS CO	0.01923	90	0.04737	\$584,935,707
-383,750.76	24260	PROGRESSIVE CAS INS CO	0.00513	24	0	(\$165)
1.15	10193	PROGRESSIVE EXPRESS INS CO	0.0188	88	0.01636	\$201,969,915
0.29	10192	PROGRESSIVE SELECT INS CO	0.01154	54	0.03933	\$485,656,209
2,471.46	38784	PROGRESSIVE SOUTHEASTERN INS CO	0.00043	2	0	\$2,135
0.94	34690	PROPERTY & CAS INS CO OF HARTFORD	0.01026	48	0.01088	\$134,389,454
1.56	37303	REDLAND INS CO	0.00192	9	0.00124	\$15,255,886
2.21	43044	RESPONSE INS CO	0.0015	7	0.00068	\$8,341,965
0.85	20133	RESPONSE WORLDWIDE DIRECT AUTO INS C	0.00128	6	0.00151	\$18,612,003

Complaints Year: 2007 Total Complaints for Index: 4680
Policy Type: Private Passenger
Premiums Year: 2007 Total Premiums for Index: \$12,347,180,549
States selected for Index: FL
Complaint Set used: Confirmed Complaints
Report Date: 09/25/2008
Database: DSSSPLP

Complaint Index	Cocode	Company Name	Complaint Share	Complaints	Market Share	Premiums
0.62	26050	RESPONSE WORLDWIDE INS CO	0.00021	1	0.00034	\$4,256,416
1.99	24740	SAFECO INS CO OF AMER	0.00427	20	0.00215	\$26,510,541
0.23	39012	SAFECO INS CO OF IL	0.00214	10	0.00931	\$114,946,861
0.48	33120	SECURITY NATL INS CO	0.00513	24	0.01076	\$132,803,927
5.78	33545	SEMINOLE CAS INS CO	0.02009	94	0.00347	\$42,874,668
0.53	11000	SENTINEL INS CO LTD	0.00128	6	0.0024	\$29,616,893
3.76	24988	SENTRY INS A MUT CO	0.00043	2	0.00011	\$1,404,507
0.12	10190	SOUTHERN-OWNERS INS CO	0.00064	3	0.00533	\$65,754,766
24.26	32387	STAR CAS INS CO	0.025	117	0.00103	\$12,726,134
1.68	19530	STATE AUTO NATL INS CO	0.00021	1	0.00013	\$1,569,544
0.60	25127	STATE AUTO PROP & CAS INS CO	0.00043	2	0.00071	\$8,807,926
0.79	25143	STATE FARM FIRE AND CAS CO	0.0141	66	0.01778	\$219,492,846
0.27	25178	STATE FARM MUT AUTO INS CO	0.05342	250	0.19473	\$2,404,328,569
0.68	22683	TEACHERS INS CO	0.00085	4	0.00125	\$15,479,678
0.73	13242	TITAN IND CO	0.00043	2	0.00058	\$7,184,701
-70.78	29050	TOWER HILL PREFERRED INS CO	0.00021	1	0	(\$37,276)
0.65	36137	TRAVELERS COMMERCIAL INS CO	0.00043	2	0.00066	\$8,150,724
0.20	27998	TRAVELERS HOME & MARINE INS CO	0.00085	4	0.00432	\$53,381,758
-69,125.41	25658	TRAVELERS IND CO	0.00128	6	0	(\$229)
1.16	25666	TRAVELERS IND CO OF AMER	0.0015	7	0.00129	\$15,984,937
29.00	25674	TRAVELERS PROPERTY CAS CO OF AMER	0.00107	5	0.00004	\$454,944
0.33	29459	TWIN CITY FIRE INS CO CO	0.00085	4	0.00256	\$31,574,189
6.79	35319	UNITED AUTOMOBILE INS CO	0.0985	461	0.01451	\$179,098,456
3.62	16063	UNITRIN AUTO & HOME INS CO	0.00021	1	0.00006	\$727,813
2.67	10915	UNITRIN DIRECT PROPERTY & CAS CO	0.00748	35	0.0028	\$34,621,880
1,150.58	11986	UNIVERSAL INS CO OF NA	0.00021	1	0	\$2,293
3.61	21300	US SECURITY INS CO	0.0188	88	0.00521	\$64,277,686
0.11	25941	USAA	0.00278	13	0.02612	\$322,540,758
0.91	25968	USAA CAS INS CO	0.01688	79	0.01849	\$228,360,290
0.83	18600	USAA GENERAL IND CO	0.00107	5	0.00128	\$15,798,460
2.21	42889	VICTORIA FIRE & CAS CO	0.00021	1	0.0001	\$1,194,670
1.11	10105	VICTORIA SELECT INS CO	0.00321	15	0.00288	\$35,529,782
10.48	27502	WESTERN GENERAL INS CO	0.00064	3	0.00006	\$754,903
5.74	12541	WINDHAVEN INS CO	0.00641	30	0.00112	\$13,778,803
4.99	13250	WORKMENS AUTO INS CO	0.00449	21	0.0009	\$11,106,316
-94,902.39	16535	ZURICH AMERICAN INS CO	0.00107	5	0	(\$139)

Complaints Year: 2007 Total Complaints for Index: 196

Policy Type: Commercial Property

Premiums Year: 2007 Total Premiums for Index: \$2,886,154,542

States selected for Index: FL

Complaint Set used: Confirmed Complaints

Report Date: 09/25/2008

Database: DSSSPLP

Complaint Index	Cocode	Company Name	Complaint Share	Complaints	Market Share	Premiums
0.2083	22667	ACE AMER INS CO	0.0051	1	0.02449	\$70,692,657
0.68976	35300	ALLIANZ GLOBAL RISKS US INS CO	0.0051	1	0.0074	\$21,348,480
1.51546	30511	ALLSTATE FLORIDIAN INS CO	0.0102	2	0.00673	\$19,433,437
5.50706	19232	ALLSTATE INS CO	0.0051	1	0.00093	\$2,673,893
4.83533	17230	ALLSTATE PROP & CAS INS CO	0.0051	1	0.00106	\$3,045,353
0.90762	19690	AMERICAN ECONOMY INS CO	0.0051	1	0.00562	\$16,224,044
1.69053	19704	AMERICAN STATES INS CO	0.0051	1	0.00302	\$8,710,435
0.41201	10872	AMERICAN STRATEGIC INS CORP	0.0051	1	0.01238	\$35,740,466
16.14633	21199	ARCH SPECIAITY INS CO	0.0051	1	0.00032	\$911,989
2.75451	18988	AUTO OWNERS INS CO	0.0051	1	0.00185	\$5,345,875
5.10338	26620	AXIS SURPLUS INS CO	0.0051	1	0.001	\$2,885,400
0	27790	CANAL IND CO	0	0	0.00002	\$54,962
2.04279	32930	CAPACITY INS CO	0.0051	1	0.0025	\$7,208,432
1.50005	36951	CENTURY SURETY CO	0.0051	1	0.0034	\$9,816,515
2.12816	25615	CHARTER OAK FIRE INS CO	0.0051	1	0.0024	\$6,919,254
0	18767	CHURCH MUT INS CO	0	0	0.00388	\$11,204,387
1.0706	10677	CINCINNATI INS CO	0.0051	1	0.00477	\$13,754,242
0.86509	43095	CLARENDON AMER INS CO	0.0051	1	0.0059	\$17,021,673
0	20532	CLARENDON NATL INS CO	0	0	0.00004	\$122,008
0	39993	COLONY INS CO	0	0	0.00337	\$9,725,831
0	20443	CONTINENTAL CAS CO	0	0	0.02886	\$83,305,358
11.88978	42048	DIAMOND STATE INS CO	0.0051	1	0.00043	\$1,238,482
0.31536	21334	EMPIRE IND INS CO	0.0102	2	0.03236	\$93,388,363
1.36332	33472	FCCI COMMERCIAL INS CO	0.0051	1	0.00374	\$10,801,045
0	13935	FEDERATED MUT INS CO	0	0	0.00269	\$7,773,589
1.72991	21817	FLORIDA FARM BUR GEN INS CO	0.0051	1	0.00295	\$8,512,160
22.72795	16870	GRANADA INS CO	0.02551	5	0.00112	\$3,239,464
4.70578	23809	GRANITE STATE INS CO	0.0051	1	0.00108	\$3,129,188
0.25239	22136	GREAT AMER INS CO OF NY	0.0051	1	0.02022	\$58,344,183
0	42331	GUIDEONE AMER INS CO	0	0	0.00059	\$1,713,823
0	15032	GUIDEONE MUT INS CO	0	0	0.00239	\$6,906,746
7329.65569	12237	GULFSTREAM PROP & CAS INS CO	0.0102	2	0	\$4,018
0	22292	HANOVER INS CO	0	0	0.00653	\$18,841,666
0.43173	19682	HARTFORD FIRE IN CO	0.0051	1	0.01182	\$34,107,351
0	38261	HARTFORD INS CO OF THE SOUTHEAST	0	0	0.00485	\$13,995,620
0	10200	HISCOX INS CO INC	0	0	0.00016	\$475,885
0.79902	12573	ICAT SPECIALTY INS CO	0.0051	1	0.00639	\$18,429,115
1.04682	43575	INDEMNITY INS CO OF NORTH AMER	0.0051	1	0.00487	\$14,066,641
59.75093	36940	INDIAN HARBOR INS CO	0.01531	3	0.00026	\$739,333
0.56625	33138	LANDMARK AMER INS CO	0.0051	1	0.00901	\$26,004,679
0.42485	19437	LEXINGTON INS CO	0.0051	1	0.01201	\$34,659,775
6.97915	23035	LIBERTY MUT FIRE INS CO	0.0102	2	0.00146	\$4,219,791
0.23937	23043	LIBERTY MUT INS CO	0.0051	1	0.02131	\$61,517,290
0	34932	MAPFRE INS CO OF FL	0	0	0.0032	\$9,221,274
0.64989	19356	MARYLAND CAS CO	0.01531	3	0.02355	\$67,974,067
0	26522	MOUNT VERNON FIRE INS CO	0	0	0.00015	\$437,279
109.93116	37974	MT HAWLEY INS CO	0.0051	1	0.00005	\$133,950
0.15007	20079	NATIONAL FIRE & MARINE INS CO	0.0051	1	0.034	\$98,121,675
48.25993	12076	NATIONAL INS CO	0.01531	3	0.00032	\$915,373
128.91621	20052	NATIONAL LIAB & FIRE INS CO	0.05612	11	0.00044	\$1,256,460
10.50012	10948	NATIONWIDE INS CO OF FL	0.03061	6	0.00292	\$8,414,351
0.77417	23779	NATIONWIDE MUT FIRE INS CO	0.0051	1	0.00659	\$19,020,608
1.97299	23787	NATIONWIDE MUT INS CO	0.0102	2	0.00517	\$14,926,894
6.42833	37877	NATIONWIDE PROP & CAS INS CO	0.0051	1	0.00079	\$2,290,684
0	17370	NAUTILUS INS CO	0	0	0.00013	\$375,580
27.68048	39462	NORTH POINTE CAS INS CO	0.01531	3	0.00055	\$1,595,920
63.85097	27740	NORTH POINTE INS CO	0.0102	2	0.00016	\$461,239
3.4815	19372	NORTHERN INS CO OF NY	0.01531	3	0.0044	\$12,688,752

Complaints Year: 2007 Total Complaints for Index: 196
Policy Type: Commercial Property
 Premiums Year: 2007 Total Premiums for Index: \$2,886,154,542
 States selected for Index: FL
 Complaint Set used: Confirmed Complaints
 Report Date: 09/25/2008
 Database: DSSSPLP

Complaint Index	Cocode	Company Name	Complaint Share	Complaints	Market Share	Premiums
1.7296	42552	NOVA CAS CO	0.0051	1	0.00295	\$8,513,709
1.41485	40231	OLD DOMINION INS CO	0.01531	3	0.01082	\$31,222,906
5.22361	32700	OWNERS INS CO	0.0051	1	0.00098	\$2,818,983
6.15334	10046	PACIFIC INS CO LTD	0.0102	2	0.00166	\$4,786,110
1.86943	32859	PENN AMER INS CO	0.0102	2	0.00546	\$15,753,794
0	23850	PHILADELPHIA INS CO	0	0	0.00031	\$884,382
1.94084	37257	PRAETORIAN INS CO	0.0102	2	0.00526	\$15,174,100
0.31203	10193	PROGRESSIVE EXPRESS INS CO	0.0051	1	0.01635	\$47,191,471
2.11892	39217	QBE INS CORP	0.04082	8	0.01926	\$55,595,485
1.94294	41297	SCOTTSDALE INS CO	0.01531	3	0.00788	\$22,736,580
17.08394	10729	SENECA SPECIALTY INS CO	0.0051	1	0.0003	\$861,937
4.53325	36560	SERVICE INS CO	0.0102	2	0.00225	\$6,496,567
1.16094	10190	SOUTHERN-OWNERS INS CO	0.0051	1	0.00439	\$12,683,894
545380.6769	25143	STATE FARM FIRE AND CAS CO	0.0051	1	0	\$27
0.70022	10739	STATE FARM FLORIDA INS CO	0.03571	7	0.051	\$147,206,637
0	10340	STONINGTON INS CO	0	0	0.00131	\$3,790,645
0	25658	TRAVELERS IND CO	0	0	0.00166	\$4,782,899
1.87309	25682	TRAVELERS IND CO OF CT	0.0102	2	0.00545	\$15,722,996
28.5595	13064	UNITED NATL INS CO	0.01531	3	0.00054	\$1,546,800
328.54258	10861	UNIVERSAL PROP & CAS INS	0.0102	2	0.00003	\$89,640
32.19745	41181	UNIVERSAL UNDERWRITERS INS CO	0.0051	1	0.00016	\$457,343
5.56951	20508	VALLEY FORGE INS CO	0.0051	1	0.00092	\$2,643,910
0	37885	XL SPECIALTY INS CO	0	0	0.00199	\$5,753,319
0	16535	ZURICH AMERICAN INS CO	0	0	0.02014	\$58,112,989

Complaints Year: 2007 Total Complaints for Index: 17
Policy Type: Fidelity and Surety
 Premiums Year: 2007 Total Premiums for Index: \$489,990,236
 States selected for Index: FL
 Complaint Set used: Confirmed Complaints
 Report Date: 09/25/2008
 Database: DSSSPLP

Complaint Index	Cocode	Company Name	Complaint Share	Complaints	Market Share	Premiums
10.487	26379	ACCREDITED SURETY & CAS CO INC	0.05882	1	0.00561	\$2,748,445
0	33898	AEGIS SECURITY INS CO	0	0	0.00083	\$406,120
0.68008	39306	FIDELITY & DEPOSIT CO OF MD	0.05882	1	0.08649	\$42,381,459
3.35211	16691	GREAT AMER INS CO	0.05882	1	0.01755	\$8,598,439
67.85592	14265	INDIANA LUMBERMENS MUT INS CO	0.05882	1	0.00087	\$424,767
3.68392	11592	INTERNATIONAL FIDELITY INS CO	0.05882	1	0.01597	\$7,823,985
7.68881	14494	MERCHANTS BONDING CO A MUT	0.05882	1	0.00765	\$3,748,689
0	29874	NORTH AMER SPECIALTY INS CO	0	0	0.00977	\$4,786,600
65.3544	42552	NOVA CAS CO	0.23529	4	0.0036	\$1,764,102
6.7392	40444	OLD REPUBLIC SURETY CO	0.05882	1	0.00873	\$4,276,909
0.34883	31194	TRAVELERS CAS & SURETY CO OF AMER	0.05882	1	0.16863	\$82,626,738
17.23398	32778	WASHINGTON INTL INS CO	0.11765	2	0.00683	\$3,344,899
2.03549	13188	WESTERN SURETY CO	0.11765	2	0.0578	\$28,320,370

Complaints Year: 2007 Total Complaints for Index: 49

Policy Type: Title

Premiums Year: 2007 Total Premiums for Index: \$ 1742660952

States selected for Index: FL

Complaint Set used: Confirmed Complaints

Report Date: 09/25/2008

Database: DSSSPLP

Complaint Index	Cocode	Company Name	Complaint Share	Complaints	Market Share	Premiums
29736.21173	50035	ALLIANCE TITLE OF AMER INC	0.02041	1	0	1,196
0.74782	50687	ATTORNEYS TITLE INS FUND	0.14286	7	0.19103	332,905,096
0.54084	50229	CHICAGO TITLE INS CO	0.06122	3	0.1132	197,274,244
1.35997	50083	COMMONWEALTH LAND TITLE INS CO	0.12245	6	0.09004	156,905,485
1.24589	51586	FIDELITY NATL TITLE INS CO	0.10204	5	0.0819	142,727,205
1.06445	50814	FIRST AMER TITLE INS CO	0.20408	10	0.19173	334,112,512
0	50024	LAWYERS TITLE INS CORP	0	0	0.06012	104,776,822
10.68619	50695	NATIONAL TITLE INS CO	0.02041	1	0.00191	3,328,080
1.32396	50520	OLD REPUBLIC NATL TITLE INS CO	0.10204	5	0.07707	134,310,695
9.28238	50792	SOUTHERN TITLE INS CORP	0.02041	1	0.0022	3,831,398
1.29096	50121	STEWART TITLE GUARANTY CO	0.12245	6	0.09485	165,292,781
3.41388	51535	TICOR TITLE INS CO OF FL	0.08163	4	0.02391	41,670,435
0	51624	UNITED GENERAL TITLE INS CO	0	0	0.01859	32,391,025

AUTHORIZED FLORIDA INSURERS

FINANCIAL STATEMENT ABSTRACT

as of December 31, 2007

pursuant to Section 624.315(a), FS

source: CY2007 Annual Statement - Exhibit of Assets, Exhibit of Liabilities, Surplus and Other Funds, and Schedule T - Exhibit of Premiums Written



	Domiciliary	Assets	Liabilities	Surplus	Direct Florida Business
FRATERNAL			Total Direct Business		\$215,357,813
1 ACA ASSURANCE	Foreign	\$70,988,907	\$137,943,676	\$4,034,138	\$122,715
2 BAPTIST LIFE ASSOCIATION	Foreign	\$25,089,519	\$48,179,664	\$1,999,374	\$37,054
3 CATHOLIC ASSOCIATION OF FORESTERS	Foreign	\$13,688,614	\$13,714,100	\$13,663,128	\$6,328
4 CATHOLIC HOLY FAMILY SOCIETY	Foreign	\$30,648,032	\$38,184,032	\$23,112,036	\$298,122
5 CATHOLIC KNIGHTS INSURANCE SOCIETY	Foreign	\$817,567,391	\$1,531,389,644	\$103,745,138	\$9,828
6 CATHOLIC LIFE INSURANCE	Foreign	\$671,496,322	\$620,217,134	\$51,279,188	\$20,610
7 CROATIAN FRATERNAL UNION OF AMERICA	Foreign	\$304,100,149	\$573,673,546	\$34,526,752	\$9,646
8 CSA FRATERNAL LIFE	Foreign	\$115,200,904	\$223,309,736	\$7,092,072	\$59,245
9 FIRST CATHOLIC SLOVAK LADIES ASSOCIATION OF THE U.S.A.	Foreign	\$529,122,574	\$438,387,797	\$90,734,775	\$36,829
10 FIRST CATHOLIC SLOVAK UNION USA	Foreign	\$203,610,335	\$190,498,071	\$13,112,264	\$37,928
11 GLEANER LIFE INSURANCE SOCIETY	Foreign	\$1,148,018,389	\$1,055,080,366	\$92,938,023	\$4,838,053
12 GREATER BENEFICIAL UNION OF PITTSBURGH	Foreign	\$464,484,922	\$432,617,304	\$31,867,618	\$941,705
13 HUNGARIAN REFORMED FEDERATION OF AMERICA	Foreign	\$20,977,723	\$16,275,996	\$4,701,727	\$8,107
14 INDEPENDENT ORDER OF FORESTERS	Alien	\$2,778,717,304	\$2,506,450,153	\$272,267,151	\$12,013,491
15 INDEPENDENT ORDER OF FORESTERS	Alien	\$2,778,717,304	\$5,012,900,306	\$544,534,302	\$12,013,491
16 KNIGHTS OF COLUMBUS	Foreign	\$14,013,812,651	\$24,525,192,308	\$3,502,432,994	\$32,999,450
17 LOYAL CHRISTIAN BENEFIT ASSOCIATION	Foreign	\$150,943,783	\$145,242,107	\$5,701,676	\$37,994
18 MENNONITE MUTUAL AID ASSOCIATION	Foreign	\$338,906,754	\$500,695,958	\$177,117,550	\$1,046,427
19 MODERN WOODMEN OF AMERICA	Foreign	\$8,318,153,211	\$21,443,035,323	\$3,511,424,307	\$29,076,625
20 NAT'L SLOVAK SOCIETY OF THE UNITED STATES OF AMER.	Foreign	\$235,750,882	\$228,847,537	\$6,903,345	\$2,594,686

AUTHORIZED FLORIDA INSURERS

FINANCIAL STATEMENT ABSTRACT

as of December 31, 2007

pursuant to Section 624.315(a), FS

source: CY2007 Annual Statement - Exhibit of Assets, Exhibit of Liabilities, Surplus and Other Funds, and Schedule T - Exhibit of Premiums Written



	Domiciliary	Assets	Liabilities	Surplus	Direct Florida Business
21 ORDER OF UNITED COMMERCIAL TRAVELERS OF AMERICA (THE)	Foreign	\$18,612,494	\$29,232,478	\$7,992,510	\$7,313,819
22 POLISH NATIONAL ALLIANCE OF THE US OF NA	Foreign	\$435,039,878	\$399,795,465	\$35,244,412	\$335,930
23 POLISH NATIONAL UNION OF AMERICA	Foreign	\$24,897,313	\$47,911,630	\$1,882,996	\$4,887
24 POLISH ROMAN CATHOLIC UNION OF AMERICA	Foreign	\$161,982,892	\$149,901,198	\$12,081,694	\$506,735
25 POLISH WOMEN'S ALLIANCE OF AMERICA	Foreign	\$53,544,406	\$51,032,205	\$2,512,201	\$15
26 ROYAL NEIGHBORS OF AMERICA	Foreign	\$683,224,144	\$877,730,320	\$488,717,968	\$1,391,024
27 SLOVENE NATIONAL BENEFIT SOCIETY	Foreign	\$156,724,487	\$147,431,854	\$9,292,633	\$201,468
28 SONS OF NORWAY	Foreign	\$247,360,015	\$474,471,506	\$20,248,524	\$535,145
29 SUPREME COUNCIL OF THE ROYAL ARCANUM	Foreign	\$67,056,582	\$51,607,266	\$15,449,316	\$12,044
30 THRIVENT FINANCIAL FOR LUTHERANS	Foreign	\$53,474,099,420	\$196,161,912,880	\$17,734,484,800	\$85,672,959
31 TRAVELERS PROTECTIVE ASSOCIATION OF AMERICA	Foreign	\$11,290,841	\$1,570,082	\$9,720,759	\$2,732
32 UKRAINIAN NATIONAL ASSOCIATION, INC.	Foreign	\$68,923,337	\$62,150,830	\$6,772,507	\$40,511
33 WILLIAM PENN ASSOCIATION	Foreign	\$188,434,658	\$161,879,633	\$26,555,026	\$376,850
34 WOMAN'S LIFE INSURANCE SOCIETY	Foreign	\$184,370,544	\$303,062,002	\$65,679,086	\$34,539
35 WOODMEN OF THE WORLD LIFE INSURANCE SOCIETY/OMAHA W	Foreign	\$7,647,374,215	\$26,922,562,712	\$3,666,934,148	\$22,653,767
36 WOODMEN OF THE WORLD/ASSURED LIFE ASSOCIATION	Foreign	\$59,203,409	\$99,202,934	\$19,203,884	\$9,679
37 WORKMEN'S BENEFIT FUND OF THE USA	Foreign	\$37,188,875	\$72,308,436	\$2,069,310	\$57,375

AUTHORIZED FLORIDA INSURERS

FINANCIAL STATEMENT ABSTRACT

as of December 31, 2007

pursuant to Section 624.315(a), FS

source: CY2007 Annual Statement - Exhibit of Assets, Exhibit of Liabilities, Surplus and Other Funds, and Schedule T - Exhibit of Premiums Written



	Domiciliary	Assets	Liabilities	Surplus	Direct Florida Business	
LIFE, ANNUITY, ACCIDENT & HEALTH			Total Direct Business	\$56,731,157,044		
1	5 STAR LIFE INSURANCE COMPANY	Foreign	\$165,974,478	\$341,099,763	\$149,323,521	\$7,962,396
2	AAA LIFE INSURANCE COMPANY	Foreign	\$296,327,765	\$682,770,780	\$198,712,515	\$18,511,820
3	ACACIA LIFE INSURANCE COMPANY	Foreign	\$1,647,280,136	\$3,917,776,743	\$962,563,662	\$5,548,199
4	ADVANTA LIFE INSURANCE COMPANY	Foreign	\$9,196,752	\$1,168,587	\$18,921,669	\$3,911
5	AETNA HEALTH INC.	Domestic	\$409,047,351	\$220,617,366	\$188,429,985	\$1,985,778,679
6	AETNA LIFE INSURANCE COMPANY	Foreign	\$33,471,046,409	\$211,623,173,895	\$22,234,792,048	\$497,790,396
7	AF&L INSURANCE COMPANY	Foreign	\$162,812,974	\$161,214,416	(\$2,151,443)	\$10,328,907
8	AGL LIFE ASSURANCE COMPANY	Foreign	\$5,091,050,715	\$25,398,343,605	\$43,034,975	\$13,252,725
9	AIG ANNUITY INSURANCE COMPANY	Foreign	\$50,552,567,578	\$187,285,171,980	\$14,915,098,332	\$387,177,143
10	AIG LIFE INSURANCE COMPANY	Foreign	\$10,790,222,356	\$72,417,915,710	\$3,079,456,177	\$63,231,186
11	AIG SUNAMERICA LIFE ASSURANCE COMPANY	Foreign	\$35,072,376,831	\$135,670,788,532	\$4,604,674,792	\$327,105,652
12	ALFA LIFE INSURANCE CORPORATION	Foreign	\$1,100,149,668	\$2,668,005,765	\$619,808,745	\$6,494
13	ALL SAVERS INSURANCE COMPANY	Foreign	\$4,179,938	\$840,780	\$5,699,034	\$205
14	ALLIANZ LIFE INSURANCE COMPANY OF NORTH AMERICA	Foreign	\$68,688,474,221	\$463,729,955,619	\$16,817,039,540	\$995,901,202
15	ALLSTATE LIFE INSURANCE COMPANY	Foreign	\$77,027,928,739	\$446,432,579,772	\$15,702,577,062	\$225,671,743
16	ALTA HEALTH & LIFE INSURANCE COMPANY	Foreign	\$130,838,782	\$509,344,108	\$388,887,366	\$12,141,924
17	AMERICAN BANKERS LIFE ASSURANCE COMPANY OF FLORIDA	Domestic	\$789,737,579	\$3,311,604,235	\$614,721,955	\$27,806,516
18	AMERICAN CAPITOL INSURANCE COMPANY	Foreign	\$70,097,564	\$247,727,156	\$22,663,100	\$72,488
19	AMERICAN CONTINENTAL INSURANCE COMPANY	Foreign	\$10,696,592	\$2,198,036	\$6,998,556	\$3,122
20	AMERICAN CREDITORS LIFE INSURANCE COMPANY	Foreign	\$17,065,398	\$22,509,995	\$53,106,995	\$124

AUTHORIZED FLORIDA INSURERS

FINANCIAL STATEMENT ABSTRACT

as of December 31, 2007

pursuant to Section 624.315(a), FS

source: CY2007 Annual Statement - Exhibit of Assets, Exhibit of Liabilities, Surplus and Other Funds, and Schedule T - Exhibit of Premiums Written



	Domiciliary	Assets	Liabilities	Surplus	Direct Florida Business
21 AMERICAN EQUITY INVESTMENT LIFE INSURANCE COMPANY	Foreign	\$12,697,226,855	\$46,825,701,600	\$3,953,205,820	\$268,006,244
22 AMERICAN FAMILY LIFE ASSURANCE COMPANY OF COLUMBUS	Foreign	\$55,667,865,394	\$154,378,704,159	\$12,613,253,208	\$268,692,682
23 AMERICAN FIDELITY ASSURANCE COMPANY	Foreign	\$3,211,690,427	\$11,992,183,844	\$844,577,864	\$21,648,765
24 AMERICAN FIDELITY LIFE INSURANCE COMPANY	Domestic	\$477,239,761	\$1,600,737,480	\$298,221,564	\$1,750,725
25 AMERICAN GENERAL ASSURANCE COMPANY	Foreign	\$287,680,612	\$715,039,330	\$710,863,730	\$8,503,056
26 AMERICAN GENERAL LIFE & ACCIDENT INSURANCE COMPANY	Foreign	\$9,134,161,267	\$42,936,371,295	\$2,356,415,615	\$85,158,593
27 AMERICAN GENERAL LIFE INSURANCE COMPANY	Foreign	\$36,523,158,001	\$215,798,264,976	\$39,815,891,031	\$292,200,064
28 AMERICAN HEALTH AND LIFE INSURANCE COMPANY	Foreign	\$1,676,167,789	\$3,949,912,105	\$4,415,926,840	\$11,294,892
29 AMERICAN HERITAGE LIFE INSURANCE COMPANY	Domestic	\$1,376,587,014	\$5,863,121,235	\$1,003,257,250	\$83,521,682
30 AMERICAN HOME LIFE INSURANCE COMPANY (THE)	Foreign	\$164,090,307	\$149,453,312	\$14,636,995	\$116,457
31 AMERICAN INCOME LIFE INSURANCE COMPANY	Foreign	\$1,705,886,648	\$4,454,100,699	\$628,518,924	\$21,107,424
32 AMERICAN INTERNATIONAL LIFE ASSURANCE CO. OF NY	Foreign	\$7,092,806,593	\$32,700,849,935	\$2,747,058,035	\$3,990,668
33 AMERICAN INVESTORS LIFE INS. CO., INC.	Foreign	\$10,586,318,042	\$19,889,212,536	\$1,278,422,386	\$281,947,801
34 AMERICAN MATURITY LIFE INSURANCE COMPANY	Foreign	\$65,197,563	\$95,766,720	\$155,023,532	\$690,237
35 AMERICAN MEDICAL AND LIFE INSURANCE COMPANY	Foreign	\$21,690,882	\$26,955,852	\$32,116,794	\$464,636
36 AMERICAN MEDICAL SECURITY LIFE INSURANCE COMPANY	Foreign	\$237,915,974	\$253,487,772	\$442,260,150	\$36,735,574
37 AMERICAN MEMORIAL LIFE INSURANCE COMPANY	Foreign	\$1,935,452,212	\$5,547,073,488	\$251,783,148	\$2,139,790
38 AMERICAN MODERN LIFE INSURANCE COMPANY	Foreign	\$64,638,775	\$170,284,940	\$78,270,160	\$5,109
39 AMERICAN NATIONAL INSURANCE COMPANY	Foreign	\$13,839,936,491	\$81,725,870,793	\$14,937,857,501	\$117,541,017
40 AMERICAN NATIONAL LIFE INS. CO. OF TEXAS	Foreign	\$140,309,000	\$480,588,845	\$205,956,155	\$4,499,011
41 AMERICAN PIONEER LIFE INSURANCE COMPANY	Domestic	\$174,096,511	\$723,011,600	\$134,885,680	\$72,133,187
42 AMERICAN PUBLIC LIFE INSURANCE COMPANY	Foreign	\$77,027,071	\$309,872,860	\$62,051,495	\$1,065,548

LIFE, ANNUITY, ACCIDENT & HEALTH

AUTHORIZED FLORIDA INSURERS

FINANCIAL STATEMENT ABSTRACT

as of December 31, 2007

pursuant to Section 624.315(a), FS

source: CY2007 Annual Statement - Exhibit of Assets, Exhibit of Liabilities, Surplus and Other Funds, and Schedule T - Exhibit of Premiums Written



	Domiciliary	Assets	Liabilities	Surplus	Direct Florida Business
43 AMERICAN REPUBLIC INSURANCE COMPANY	Foreign	\$475,302,982	\$1,556,829,282	\$1,264,988,610	\$3,062,051
44 AMERICAN SPECIALTY HEALTH INSURANCE COMPANY	Foreign	\$8,264,607	\$3,943,233	\$11,850,588	(\$92)
45 AMERICAN UNITED LIFE INSURANCE COMPANY	Foreign	\$14,032,817,875	\$93,484,238,883	\$4,710,486,242	\$71,865,364
46 AMERICAN-AMICABLE LIFE INSURANCE COMPANY OF TEXAS	Foreign	\$335,744,094	\$834,818,328	\$162,938,694	\$2,724,082
47 AMERICO FINANCIAL LIFE AND ANNUITY INSURANCE COMPANY	Foreign	\$3,735,648,072	\$10,530,598,953	\$668,430,339	\$37,463,417
48 AMERIGROUP FLORIDA, INC.	Domestic	\$108,533,718	\$56,396,130	\$52,137,588	\$102,273,575
49 AMERITAS LIFE INSURANCE CORP.	Foreign	\$6,392,306,514	\$27,570,930,540	\$4,378,102,025	\$54,144,929
50 AMICA LIFE INSURANCE COMPANY	Foreign	\$923,146,400	\$1,529,010,200	\$307,282,600	\$4,298,640
51 ANNUITY & LIFE REASSURANCE AMERICA, INC.	Foreign	\$11,886,360	\$328,326	\$18,444,388	\$220,658
52 ANNUITY INVESTORS LIFE INSURANCE COMPANY	Foreign	\$1,739,484,511	\$5,020,645,614	\$190,307,922	\$15,501,021
53 ANTHEM LIFE INSURANCE COMPANY	Foreign	\$276,394,403	\$636,748,335	\$182,632,233	\$232,264
54 ASSURITY LIFE INSURANCE COMPANY	Foreign	\$2,189,167,875	\$9,718,233,360	\$1,215,106,025	\$7,470,298
55 ATLANTA LIFE INSURANCE COMPANY	Foreign	\$75,638,755	\$168,790,623	\$41,716,068	\$197,680
56 AURORA NATIONAL LIFE ASSURANCE COMPANY	Foreign	\$3,246,604,483	\$14,728,623,100	\$1,489,399,315	\$2,934,557
57 AUTO-OWNERS LIFE INSURANCE COMPANY	Foreign	\$2,009,920,583	\$5,355,758,883	\$663,652,866	\$9,628,723
58 AVAHEALTH, INC.	Domestic	\$3,096,935	\$966,089	\$2,130,846	\$3,415,057
59 AVIVA LIFE AND ANNUITY COMPANY	Foreign	\$11,603,131,647	\$33,162,340,614	\$1,617,054,327	\$225,951,657
60 AVIVA LIFE AND ANNUITY COMPANY OF NEW YORK	Foreign	\$1,335,949,888	\$6,227,622,095	\$442,115,815	\$6,751,497
61 AVIVA LIFE INSURANCE COMPANY	Foreign	\$6,789,989,668	\$32,257,993,470	\$1,677,780,370	\$42,147,774
62 AVMED, INC.	Domestic	\$363,240,701	\$169,181,287	\$194,059,414	\$717,838,820
63 AVMED, INC.	Domestic	\$363,240,701	\$169,181,287	\$194,059,414	\$717,838,820
64 AXA EQUITABLE LIFE INSURANCE COMPANY	Foreign	\$142,433,163,303	\$951,047,301,470	\$45,967,341,651	\$1,623,315,293

AUTHORIZED FLORIDA INSURERS

FINANCIAL STATEMENT ABSTRACT

as of December 31, 2007

pursuant to Section 624.315(a), FS

source: CY2007 Annual Statement - Exhibit of Assets, Exhibit of Liabilities, Surplus and Other Funds, and Schedule T - Exhibit of Premiums Written



	Domiciliary	Assets	Liabilities	Surplus	Direct Florida Business
65 AXA LIFE AND ANNUITY COMPANY	Foreign	\$554,700,751	\$1,797,821,568	\$410,981,436	\$2,655,622
66 BALBOA LIFE INSURANCE COMPANY	Foreign	\$41,328,726	\$67,205,870	\$126,937,760	\$902,135
67 BALTIMORE LIFE INSURANCE COMPANY	Foreign	\$810,286,921	\$3,689,490,630	\$349,443,975	\$1,820,203
68 BANKERS FIDELITY LIFE INSURANCE COMPANY	Foreign	\$119,805,337	\$257,985,102	\$93,930,909	\$2,325,173
69 BANKERS LIFE AND CASUALTY COMPANY	Foreign	\$10,612,762,762	\$29,780,592,396	\$2,027,695,893	\$205,190,753
70 BANKERS LIFE INSURANCE COMPANY	Domestic	\$179,892,623	\$856,381,635	\$28,081,495	\$19,040,702
71 BANNER LIFE INSURANCE COMPANY	Foreign	\$1,293,365,859	\$6,407,517,360	\$1,055,077,794	\$41,748,847
72 BCS LIFE INSURANCE COMPANY	Foreign	\$196,901,736	\$349,065,540	\$234,139,668	\$207,672
73 BENEFICIAL LIFE INSURANCE COMPANY	Foreign	\$3,559,645,864	\$6,436,999,948	\$677,291,780	\$16,996,382
74 BERKLEY LIFE AND HEALTH INSURANCE COMPANY	Foreign	\$25,442,901	\$485,498	\$45,400,300	\$1,916
75 BERKSHIRE LIFE INSURANCE COMPANY OF AMERICA	Foreign	\$2,292,683,445	\$9,530,378,870	\$1,917,048,365	\$14,996,196
76 BEST LIFE AND HEALTH INSURANCE COMPANY	Foreign	\$16,880,529	\$18,532,878	\$24,608,709	\$517,647
77 BEST MERIDIAN INSURANCE COMPANY	Domestic	\$153,191,905	\$781,367,910	\$133,283,520	\$254,969
78 BLUE CROSS & BLUE SHIELD OF FLORIDA, INC.	Domestic	\$4,346,457,712	\$2,302,460,124	\$2,043,997,588	\$4,411,247,799
79 BOSTON MUTUAL LIFE INSURANCE COMPANY	Foreign	\$893,464,627	\$4,747,954,146	\$612,833,616	\$7,293,341
80 BROKERS NATIONAL LIFE ASSURANCE COMPANY	Foreign	\$26,976,158	\$55,708,500	\$66,672,290	\$2,066,475
81 BUPA INSURANCE COMPANY	Domestic	\$91,286,165	\$216,474,258	\$53,241,546	\$9,903
82 C.M. LIFE INSURANCE COMPANY	Foreign	\$8,625,435,450	\$32,070,347,420	\$2,421,394,380	\$60,549,970
83 CANADA LIFE ASSURANCE COMPANY (US BUSINESS OF THE)	Alien	\$3,357,530,973	\$9,518,532,384	\$554,060,535	\$5,952,179
84 CANADA LIFE INSURANCE COMPANY OF AMERICA	Foreign	\$2,049,364,906	\$9,394,328,185	\$827,496,345	\$27,206
85 CAPITAL HEALTH PLAN, INC.	Domestic	\$278,777,780	\$94,381,454	\$184,396,326	\$384,982,245
86 CARDIF LIFE INSURANCE COMPANY	Foreign	\$62,018,863	\$255,927,360	\$41,516,955	\$428,600

LIFE, ANNUITY, ACCIDENT & HEALTH

AUTHORIZED FLORIDA INSURERS

FINANCIAL STATEMENT ABSTRACT

as of December 31, 2007

pursuant to Section 624.315(a), FS

source: CY2007 Annual Statement - Exhibit of Assets, Exhibit of Liabilities, Surplus and Other Funds, and Schedule T - Exhibit of Premiums Written



	Domiciliary	Assets	Liabilities	Surplus	Direct Florida Business
87 CELTIC INSURANCE COMPANY	Foreign	\$99,644,523	\$252,949,010	\$232,773,605	\$27,983,915
88 CENTRAL SECURITY LIFE INSURANCE COMPANY	Foreign	\$83,987,963	\$227,889,660	\$18,074,229	\$19,834
89 CENTRAL STATES HEALTH & LIFE COMPANY OF OMAHA	Foreign	\$290,810,706	\$958,805,630	\$495,247,900	\$14,342,019
90 CENTRAL UNITED LIFE INSURANCE COMPANY	Foreign	\$332,547,989	\$886,589,361	\$102,954,606	\$1,446,584
91 CENTRE LIFE INSURANCE COMPANY	Foreign	\$1,658,221,510	\$1,564,999,801	\$90,721,696	\$1,199,906
92 CENTURION LIFE INSURANCE COMPANY	Foreign	\$1,521,633,986	\$1,715,085,285	\$2,842,316,673	(\$46,092)
93 CHARTER NATIONAL LIFE INSURANCE COMPANY	Foreign	\$254,443,178	\$1,713,252,793	\$43,979,453	\$29,500
94 CHEROKEE NATIONAL LIFE INSURANCE COMPANY	Foreign	\$34,699,043	\$91,355,804	\$41,440,368	\$578,823
95 CHESAPEAKE LIFE INSURANCE COMPANY	Foreign	\$96,029,243	\$143,187,957	\$136,895,772	\$3,127,758
96 CHRISTIAN FIDELITY LIFE INSURANCE COMPANY	Foreign	\$79,113,671	\$107,399,904	\$45,787,438	\$164,492
97 CHURCH LIFE INSURANCE CORPORATION	Foreign	\$201,278,960	\$491,467,647	\$94,369,233	\$1,691,799
98 CIGNA DENTAL HEALTH OF FLORIDA, INC.	Domestic	\$7,279,506	\$2,307,471	\$4,972,035	\$47,092,513
99 CIGNA HEALTHCARE OF FLORIDA, INC.	Domestic	\$44,086,417	\$17,201,091	\$26,885,326	\$165,327,329
100 CINCINNATI LIFE INSURANCE COMPANY (THE)	Foreign	\$2,549,964,945	\$6,219,088,479	\$1,421,806,356	\$5,515,451
101 CITIZENS NATIONAL LIFE INSURANCE COMPANY	Foreign	\$11,465,569	\$28,055,238	\$3,341,469	\$10,733
102 CITIZENS SECURITY LIFE INSURANCE COMPANY	Foreign	\$109,900,779	\$297,650,667	\$19,374,498	\$440,228
103 CITRUS HEALTH CARE, INC.	Domestic	\$29,439,523	\$21,627,048	\$7,812,475	\$1,992,890
104 COLONIAL AMERICAN LIFE INSURANCE COMPANY	Foreign	\$26,535,537	\$81,496,060	\$45,681,625	\$2,326,125
105 COLONIAL LIFE AND ACCIDENT INSURANCE COMPANY	Foreign	\$1,902,120,719	\$4,598,584,536	\$1,062,548,991	\$81,841,317
106 COLONIAL PENN LIFE INSURANCE COMPANY	Foreign	\$710,859,441	\$2,654,531,876	\$178,905,888	\$10,177,950
107 COLORADO BANKERS LIFE INSURANCE COMPANY	Foreign	\$140,920,112	\$358,972,524	\$56,287,812	\$4,120,282
108 COLUMBIAN LIFE INSURANCE COMPANY	Foreign	\$242,456,067	\$1,100,979,010	\$98,740,700	\$5,591,615

AUTHORIZED FLORIDA INSURERS

FINANCIAL STATEMENT ABSTRACT

as of December 31, 2007

pursuant to Section 624.315(a), FS

source: CY2007 Annual Statement - Exhibit of Assets, Exhibit of Liabilities, Surplus and Other Funds, and Schedule T - Exhibit of Premiums Written



	Domiciliary	Assets	Liabilities	Surplus	Direct Florida Business
109 COLUMBIAN MUTUAL LIFE INSURANCE COMPANY	Foreign	\$892,831,899	\$2,455,873,794	\$222,621,903	\$2,609,069
110 COLUMBUS LIFE INSURANCE COMPANY	Foreign	\$2,507,354,294	\$9,113,173,868	\$876,243,308	\$25,081,183
111 COMBINED INSURANCE COMPANY OF AMERICA	Foreign	\$3,214,960,555	\$11,406,143,570	\$4,526,966,370	\$31,439,183
112 COMBINED LIFE INSURANCE COMPANY OF NEW YORK	Foreign	\$359,854,582	\$899,351,991	\$174,211,755	\$861,243
113 COMMERCIAL TRAVELERS MUTUAL INSURANCE COMPANY	Foreign	\$37,616,922	\$24,787,767	\$12,829,155	\$108,098
114 COMMONWEALTH ANNUITY AND LIFE INSURANCE COMPANY	Foreign	\$9,653,746,406	\$45,961,976,310	\$2,294,125,720	\$5,974,281
115 COMPANION LIFE INSURANCE COMPANY	Foreign	\$122,046,803	\$177,005,436	\$181,634,973	\$15,263,003
116 COMPBENEFITS COMPANY	Domestic	\$28,050,082	\$30,973,106	\$25,127,058	\$153,342,452
117 COMPBENEFITS INSURANCE COMPANY	Foreign	\$63,556,776	\$142,537,235	\$165,226,645	\$39,681,663
118 CONCORD HERITAGE LIFE INSURANCE COMPANY, INC.	Foreign	\$47,498,609	\$119,005,398	\$15,465,429	\$109,946
119 CONNECTICUT GENERAL LIFE INSURANCE COMPANY	Foreign	\$16,582,318,540	\$88,111,372,722	\$11,203,188,858	\$552,923,954
120 CONSECO HEALTH INSURANCE COMPANY	Foreign	\$2,361,267,595	\$6,758,311,809	\$317,990,979	\$16,613,216
121 CONSECO INSURANCE COMPANY	Foreign	\$1,242,276,701	\$3,027,925,653	\$689,904,450	\$30,031,030
122 CONSECO LIFE INSURANCE COMPANY	Foreign	\$4,256,094,683	\$12,323,805,375	\$431,944,008	\$21,426,903
123 CONSECO SENIOR HEALTH INSURANCE COMPANY	Foreign	\$3,401,109,603	\$9,820,292,394	\$360,536,400	\$28,483,306
124 CONSTITUTION LIFE INSURANCE COMPANY	Foreign	\$87,691,024	\$210,664,821	\$44,908,191	\$9,479,589
125 CONTINENTAL AMERICAN INSURANCE COMPANY	Foreign	\$102,768,997	\$227,428,581	\$72,478,410	\$1,673,693
126 CONTINENTAL ASSURANCE COMPANY	Foreign	\$4,120,081,429	\$21,893,350,908	\$2,696,152,482	\$3,755,746
127 CONTINENTAL GENERAL INSURANCE COMPANY	Foreign	\$262,038,170	\$632,184,945	\$141,339,888	\$30,425,266
128 CONTINENTAL LIFE INS. CO. OF BRENTWOOD, TENNESSEE	Foreign	\$155,922,226	\$287,442,291	\$175,823,856	\$19,350,248
129 COTTON STATES LIFE INSURANCE COMPANY	Foreign	\$273,720,192	\$1,213,308,405	\$145,292,555	\$6,457,912
130 COUNTRY INVESTORS LIFE ASSURANCE COMPANY	Foreign	\$167,569,760	\$105,523,020	\$388,186,260	\$166,025

LIFE, ANNUITY, ACCIDENT & HEALTH

AUTHORIZED FLORIDA INSURERS

FINANCIAL STATEMENT ABSTRACT

as of December 31, 2007

pursuant to Section 624.315(a), FS

source: CY2007 Annual Statement - Exhibit of Assets, Exhibit of Liabilities, Surplus and Other Funds, and Schedule T - Exhibit of Premiums Written



	Domiciliary	Assets	Liabilities	Surplus	Direct Florida Business
131 COUNTRY LIFE INSURANCE COMPANY	Foreign	\$7,356,242,648	\$19,125,751,626	\$2,929,476,318	\$2,305,775
132 CROWN LIFE INSURANCE COMPANY	Alien	\$414,452,847	\$1,542,847,700	\$529,416,535	\$2,620,943
133 CUNA MUTUAL INSURANCE SOCIETY	Foreign	\$12,215,107,420	\$100,617,053,751	\$9,318,913,020	\$103,518,626
134 DELAWARE AMERICAN LIFE INSURANCE COMPANY	Foreign	\$76,361,993	\$150,135,654	\$71,450,325	\$691,764
135 DELTA DENTAL INSURANCE COMPANY	Foreign	\$96,632,322	\$112,080,738	\$56,890,748	\$78,526,904
136 DENTAL BENEFIT PROVIDERS OF ILLINOIS, INC.	Foreign	\$1,160,326	\$84,677	\$1,075,649	\$117,048
137 DENTAL CONCERN, INC., THE	Foreign	\$4,479,557	\$2,508,580	\$6,450,534	\$446,696
138 DIRECT GENERAL LIFE INSURANCE COMPANY	Foreign	\$26,948,630	\$11,447,246	\$13,001,384	\$4,957,224
139 DIRECT LIFE INSURANCE COMPANY	Foreign	\$11,676,319	\$1,585,640	\$18,736,996	\$1,360,820
140 DIXIE NATIONAL LIFE INSURANCE COMPANY	Foreign	\$4,878,942	\$5,614,350	\$4,522,476	\$78,515
141 EASTERN LIFE AND HEALTH INSURANCE COMPANY	Foreign	\$85,667,066	\$74,962,764	\$177,538,434	\$187
142 EMC NATIONAL LIFE COMPANY	Foreign	\$663,410,840	\$1,831,286,898	\$123,945,519	\$2,425,467
143 EMPLOYEES LIFE COMPANY (MUTUAL)	Foreign	\$266,335,374	\$729,636,663	\$69,369,459	\$6,657,316
144 EQUITRUST LIFE INSURANCE COMPANY	Foreign	\$6,841,530,626	\$19,349,676,558	\$1,165,915,320	\$143,633,705
145 FAMILY HERITAGE LIFE INSURANCE COMPANY OF AMERICA	Foreign	\$262,362,285	\$470,544,158	\$49,068,412	\$1,361,478
146 FAMILY LIFE INSURANCE COMPANY	Foreign	\$127,816,018	\$421,207,944	\$70,056,128	\$946,646
147 FAMILY SERVICE LIFE INSURANCE COMPANY	Foreign	\$560,761,001	\$932,523,658	\$183,998,344	\$1,051
148 FARMERS NEW WORLD LIFE INSURANCE COMPANY	Foreign	\$6,987,510,433	\$31,731,275,005	\$3,173,277,995	\$2,910,207
149 FEDERAL LIFE INSURANCE COMPANY (MUTUAL)	Foreign	\$235,622,938	\$810,597,832	\$131,893,920	\$967,360
150 FEDERATED LIFE INSURANCE COMPANY	Foreign	\$919,053,189	\$2,808,306,168	\$851,906,584	\$7,097,083
151 FIDELITY INVESTMENTS LIFE INSURANCE COMPANY	Foreign	\$16,033,979,145	\$46,166,268,438	\$1,926,668,997	\$264,275,592
152 FIDELITY LIFE ASSOCIATION, A LEGAL RESERVE LIFE INSURANC	Foreign	\$538,267,750	\$789,058,545	\$818,244,705	\$3,749,036

AUTHORIZED FLORIDA INSURERS

FINANCIAL STATEMENT ABSTRACT

as of December 31, 2007

pursuant to Section 624.315(a), FS

source: CY2007 Annual Statement - Exhibit of Assets, Exhibit of Liabilities, Surplus and Other Funds, and Schedule T - Exhibit of Premiums Written



	Domiciliary	Assets	Liabilities	Surplus	Direct Florida Business
153 FIDELITY SECURITY LIFE INSURANCE COMPANY	Foreign	\$488,086,997	\$2,054,056,615	\$358,878,370	\$16,996,119
154 FIRST ALLMERICA FINANCIAL LIFE INSURANCE COMPANY	Foreign	\$2,155,843,246	\$11,952,686,952	\$952,372,464	\$1,296,771
155 FIRST HEALTH LIFE & HEALTH INSURANCE COMPANY	Foreign	\$481,778,799	\$1,050,282,609	\$387,553,788	\$78,110,864
156 FIRST INVESTORS LIFE INSURANCE COMPANY	Foreign	\$1,370,124,701	\$6,285,486,050	\$552,446,645	\$3,006,224
157 FIRST PENN-PACIFIC LIFE INSURANCE COMPANY	Foreign	\$1,921,633,284	\$5,204,761,752	\$552,638,100	\$10,299,278
158 FLORIDA COMBINED LIFE INSURANCE COMPANY	Domestic	\$94,212,616	\$192,537,228	\$85,600,617	\$93,337,996
159 FLORIDA HEALTH CARE PLAN, INC.	Domestic	\$101,031,995	\$38,372,171	\$62,659,824	\$149,965,477
160 FLORIDA HEALTH CARE PLAN, INC.	Domestic	\$101,031,995	\$38,372,171	\$62,659,824	\$149,965,477
161 FORETHOUGHT LIFE INSURANCE COMPANY	Foreign	\$777,409,635	\$1,322,069,560	\$227,749,710	\$14,360,439
162 FORT DEARBORN LIFE INSURANCE COMPANY	Foreign	\$2,238,645,596	\$7,080,729,200	\$1,853,837,184	\$16,675,076
163 FREEDOM LIFE INSURANCE COMPANY OF AMERICA	Foreign	\$33,054,163	\$120,818,510	\$35,643,225	\$13,347,096
164 FUNERAL DIRECTORS LIFE INSURANCE COMPANY	Foreign	\$500,388,949	\$903,755,648	\$92,022,250	\$349,298
165 GARDEN STATE LIFE INSURANCE COMPANY	Foreign	\$92,178,815	\$224,728,461	\$44,307,984	\$3,874,847
166 GENERAL AMERICAN LIFE INSURANCE COMPANY	Foreign	\$14,122,916,714	\$59,216,022,085	\$11,383,561,485	\$43,413,885
167 GENERAL FIDELITY LIFE INSURANCE COMPANY	Foreign	\$250,146,832	\$440,968,250	\$784,765,910	(\$151,045)
168 GENWORTH LIFE AND ANNUITY INSURANCE COMPANY	Foreign	\$29,146,511,226	\$194,125,867,621	\$9,720,153,961	\$514,167,085
169 GENWORTH LIFE INSURANCE COMPANY	Foreign	\$34,571,590,532	\$94,286,389,749	\$9,413,798,073	\$175,815,541
170 GENWORTH LIFE INSURANCE COMPANY OF NEW YORK	Foreign	\$6,465,057,785	\$12,112,434,546	\$811,569,026	\$11,288,596
171 GERBER LIFE INSURANCE COMPANY	Foreign	\$1,422,128,346	\$3,662,924,223	\$157,960,815	\$16,132,531
172 GLOBE LIFE AND ACCIDENT INSURANCE COMPANY	Foreign	\$2,554,739,390	\$11,151,092,665	\$1,590,964,790	\$35,105,845
173 GOLDEN RULE INSURANCE COMPANY	Foreign	\$590,141,392	\$978,801,441	\$781,834,623	\$267,719,750
174 GOVERNMENT PERSONNEL MUTUAL LIFE INSURANCE COMPANY	Foreign	\$786,598,798	\$2,095,924,281	\$263,872,113	\$6,088,993

LIFE, ANNUITY, ACCIDENT & HEALTH

AUTHORIZED FLORIDA INSURERS

FINANCIAL STATEMENT ABSTRACT

as of December 31, 2007

pursuant to Section 624.315(a), FS

source: CY2007 Annual Statement - Exhibit of Assets, Exhibit of Liabilities, Surplus and Other Funds, and Schedule T - Exhibit of Premiums Written



	Domiciliary	Assets	Liabilities	Surplus	Direct Florida Business
175 GREAT AMERICAN LIFE ASSURANCE COMPANY	Foreign	\$21,374,235	\$25,456,726	\$12,291,744	\$3,500
176 GREAT AMERICAN LIFE INSURANCE COMPANY	Foreign	\$9,295,573,673	\$34,252,983,552	\$2,919,261,140	\$94,232,841
177 GREAT ATLANTIC LIFE INSURANCE COMPANY	Domestic	\$14,081,481	\$9,234,370	\$59,098,035	(\$49,808)
178 GREAT SOUTHERN LIFE INSURANCE COMPANY	Foreign	\$289,242,374	\$774,552,141	\$85,674,981	\$4,485,201
179 GREAT WEST LIFE ASSURANCE COMPANY	Foreign	\$145,615,793	\$326,402,676	\$110,444,703	\$2,738,274
180 GREAT WESTERN INSURANCE COMPANY	Foreign	\$499,841,710	\$932,035,570	\$62,647,850	\$7,021,330
181 GREAT-WEST LIFE & ANNUITY INSURANCE COMPANY	Foreign	\$36,530,317,644	\$173,420,734,240	\$9,195,693,980	\$196,667,576
182 GUARANTEE TRUST LIFE INSURANCE COMPANY	Foreign	\$207,662,649	\$820,725,910	\$217,587,335	\$18,054,893
183 GUARANTY INCOME LIFE INSURANCE COMPANY	Foreign	\$373,694,421	\$1,050,293,004	\$63,290,259	\$4,493,163
184 GUARDIAN INSURANCE & ANNUITY COMPANY, INC.	Foreign	\$10,402,934,835	\$40,633,043,620	\$968,695,724	\$131,463,724
185 GUARDIAN LIFE INSURANCE COMPANY OF AMERICA	Foreign	\$28,328,339,500	\$122,888,970,940	\$18,752,726,555	\$301,346,876
186 HARLEYSVILLE LIFE INSURANCE COMPANY	Foreign	\$374,093,456	\$1,411,587,600	\$78,666,224	\$819,321
187 HARTFORD LIFE AND ACCIDENT INSURANCE COMPANY	Foreign	\$14,187,518,569	\$50,408,675,190	\$34,701,436,218	\$210,185,604
188 HARTFORD LIFE AND ANNUITY INSURANCE COMPANY	Foreign	\$89,347,776,522	\$607,538,321,005	\$17,878,614,649	\$922,836,296
189 HARTFORD LIFE INSURANCE COMPANY	Foreign	\$165,997,882,123	\$1,130,845,858,758	\$31,099,486,103	\$986,693,665
190 HCC LIFE INSURANCE COMPANY	Foreign	\$623,202,851	\$861,112,857	\$1,000,995,696	\$10,622,736
191 HEALTH CARE SERVICE CORPORATION, A MUTUAL LEGAL RESE	Foreign	\$10,007,659,680	\$3,911,967,091	\$6,095,692,588	\$56,140,729
192 HEALTH FIRST HEALTH PLANS, INC.	Domestic	\$71,490,346	\$44,966,615	\$26,523,731	\$116,214,849
193 HEALTH FIRST HEALTH PLANS, INC.	Domestic	\$71,490,346	\$44,966,615	\$26,523,731	\$116,214,849
194 HEALTH NET LIFE INSURANCE COMPANY	Foreign	\$656,004,575	\$2,112,125,155	\$1,155,397,720	\$6,702,528
195 HEALTH OPTIONS, INC.	Domestic	\$412,040,620	\$187,053,963	\$224,986,657	\$756,003,894
196 HEALTHEASE OF FLORIDA, INC.	Domestic	\$135,773,721	\$78,983,976	\$56,789,745	\$15,154,153

LIFE, ANNUITY, ACCIDENT & HEALTH

AUTHORIZED FLORIDA INSURERS

FINANCIAL STATEMENT ABSTRACT

as of December 31, 2007

pursuant to Section 624.315(a), FS

source: CY2007 Annual Statement - Exhibit of Assets, Exhibit of Liabilities, Surplus and Other Funds, and Schedule T - Exhibit of Premiums Written



	Domiciliary	Assets	Liabilities	Surplus	Direct Florida Business
197 HEALTHY PALM BEACHES, INC.	Domestic	\$6,358,721	\$2,237,060	\$4,121,661	\$331,065
198 HERITAGE LIFE INSURANCE COMPANY	Foreign	\$57,938,436	\$71,641,525	\$205,550,655	\$828,179
199 HM LIFE INSURANCE COMPANY	Foreign	\$317,950,858	\$528,403,539	\$416,449,035	\$13,532,583
200 HOMESTEADERS LIFE COMPANY	Foreign	\$1,473,812,393	\$2,798,184,992	\$149,439,794	\$5,351,418
201 HORACE MANN LIFE INSURANCE COMPANY	Foreign	\$5,069,883,515	\$19,173,091,876	\$1,096,442,184	\$15,771,675
202 HOUSEHOLD LIFE INSURANCE COMPANY	Foreign	\$943,406,231	\$2,597,013,395	\$2,107,517,760	\$12,575,247
203 HUMANA HEALTH INSURANCE COMPANY OF FLORIDA, INC.	Domestic	\$137,186,199	\$275,640,951	\$135,917,646	\$405,399,998
204 HUMANA INSURANCE COMPANY	Foreign	\$3,836,601,610	\$5,872,228,230	\$5,611,076,592	\$413,209,137
205 HUMANA MEDICAL PLAN, INC.	Domestic	\$951,274,627	\$658,961,655	\$292,312,972	\$552,479,311
206 HUMANADENTAL INSURANCE COMPANY	Foreign	\$96,610,859	\$92,942,241	\$189,090,336	\$17,669,474
207 IDEALIFE INSURANCE COMPANY	Foreign	\$21,185,158	\$22,171,035	\$33,884,439	\$2,196,573
208 ILLINOIS MUTUAL LIFE INSURANCE COMPANY	Foreign	\$1,253,563,333	\$3,323,747,400	\$436,942,599	\$14,415,996
209 INDIANAPOLIS LIFE INSURANCE COMPANY	Foreign	\$3,554,450,783	\$16,514,688,995	\$1,211,064,925	\$41,081,021
210 INDIVIDUAL ASSURANCE CO., LIFE, HEALTH & ACCIDENT	Foreign	\$45,308,411	\$170,857,030	\$43,185,025	\$14,949
211 ING LIFE INSURANCE AND ANNUITY COMPANY	Foreign	\$67,000,402,765	\$328,061,924,055	\$6,926,339,770	\$331,548,925
212 ING USA ANNUITY AND LIFE INSURANCE COMPANY	Foreign	\$74,257,086,116	\$358,522,348,955	\$12,750,581,625	\$893,854,684
213 INTEGRITY LIFE INSURANCE COMPANY	Foreign	\$4,692,411,949	\$26,022,423,666	\$2,114,048,028	\$62,197,307
214 INTRAMERICA LIFE INSURANCE COMPANY	Foreign	\$42,650,626	\$68,310,138	\$12,791,114	\$155,427
215 INVESTORS CONSOLIDATED INSURANCE COMPANY	Foreign	\$15,606,094	\$26,883,078	\$12,435,204	\$7,456
216 INVESTORS HERITAGE LIFE INSURANCE COMPANY	Foreign	\$341,832,327	\$1,613,746,300	\$87,915,335	\$375,625
217 INVESTORS INSURANCE CORPORATION	Foreign	\$245,173,032	\$640,422,609	\$87,446,490	\$1,653,008
218 INVESTORS LIFE INSURANCE COMPANY OF NORTH AMERICA	Foreign	\$936,374,597	\$3,554,479,232	\$180,819,156	\$1,749,523

LIFE, ANNUITY, ACCIDENT & HEALTH

AUTHORIZED FLORIDA INSURERS

FINANCIAL STATEMENT ABSTRACT

as of December 31, 2007

pursuant to Section 624.315(a), FS

source: CY2007 Annual Statement - Exhibit of Assets, Exhibit of Liabilities, Surplus and Other Funds, and Schedule T - Exhibit of Premiums Written



	Domiciliary	Assets	Liabilities	Surplus	Direct Florida Business
219 JACKSON NATIONAL LIFE INSURANCE COMPANY	Foreign	\$73,963,866,616	\$349,699,049,495	\$20,051,283,585	\$795,168,906
220 JEFFERSON NATIONAL LIFE INSURANCE COMPANY	Foreign	\$1,727,625,955	\$8,432,723,030	\$180,361,185	\$12,838,598
221 JMIC LIFE INSURANCE COMPANY	Domestic	\$183,778,087	\$193,132,696	\$169,423,478	(\$955,924)
222 JOHN ALDEN LIFE INSURANCE COMPANY	Foreign	\$526,042,586	\$2,164,658,000	\$452,554,930	\$10,588,856
223 JOHN HANCOCK LIFE INSURANCE COMPANY	Foreign	\$69,812,524,144	\$457,835,272,741	\$28,542,396,267	\$202,624,954
224 JOHN HANCOCK LIFE INSURANCE COMPANY (U.S.A.)	Foreign	\$126,026,506,355	\$622,516,017,155	\$7,592,369,945	\$1,936,127,070
225 JOHN HANCOCK VARIABLE LIFE INSURANCE COMPANY	Foreign	\$15,151,720,942	\$72,711,430,380	\$3,034,674,340	\$83,792,212
226 KANAWHA INSURANCE COMPANY	Foreign	\$664,719,715	\$1,796,411,934	\$183,873,804	\$20,208,874
227 KANSAS CITY LIFE INSURANCE COMPANY	Foreign	\$3,258,282,902	\$14,504,753,950	\$1,671,056,295	\$10,557,244
228 KEMPER INVESTORS LIFE INSURANCE COMPANY	Foreign	\$16,700,204,661	\$66,053,115,276	\$737,703,368	\$33,770,567
229 LAFAYETTE LIFE INSURANCE COMPANY	Foreign	\$1,937,269,421	\$5,457,183,174	\$347,125,089	\$20,374,690
230 LIBERTY BANKERS LIFE INSURANCE COMPANY	Foreign	\$620,178,137	\$1,701,304,305	\$151,730,106	\$12,099,104
231 LIBERTY LIFE ASSURANCE COMPANY OF BOSTON	Foreign	\$11,185,421,236	\$53,513,771,990	\$2,400,834,190	\$42,052,369
232 LIBERTY LIFE INSURANCE COMPANY	Foreign	\$3,722,392,183	\$24,225,952,149	\$1,761,353,132	\$14,735,631
233 LIBERTY NATIONAL LIFE INSURANCE COMPANY	Foreign	\$4,981,019,308	\$21,869,948,180	\$2,823,194,820	\$74,842,208
234 LIFE INSURANCE COMPANY OF ALABAMA	Foreign	\$79,199,132	\$312,833,690	\$75,661,970	\$357,517
235 LIFE INSURANCE COMPANY OF NORTH AMERICA	Foreign	\$5,880,599,929	\$31,436,074,338	\$3,832,525,236	\$70,758,063
236 LIFE INSURANCE COMPANY OF THE SOUTHWEST	Foreign	\$5,849,879,678	\$21,941,012,156	\$1,446,506,556	\$96,566,064
237 LIFE INVESTORS INSURANCE COMPANY OF AMERICA	Foreign	\$10,027,949,528	\$67,238,327,163	\$2,936,768,163	\$66,337,579
238 LIFE OF THE SOUTH INSURANCE COMPANY	Foreign	\$62,283,850	\$210,693,440	\$88,225,805	\$20,414,272
239 LIFESECURE INSURANCE COMPANY	Foreign	\$19,891,016	\$5,971,410	\$80,983,670	\$685,491
240 LINCOLN BENEFIT LIFE COMPANY	Foreign	\$3,442,530,270	\$22,117,192,335	\$1,963,019,555	\$217,310,201

AUTHORIZED FLORIDA INSURERS

FINANCIAL STATEMENT ABSTRACT

as of December 31, 2007

pursuant to Section 624.315(a), FS

source: CY2007 Annual Statement - Exhibit of Assets, Exhibit of Liabilities, Surplus and Other Funds, and Schedule T - Exhibit of Premiums Written



	Domiciliary	Assets	Liabilities	Surplus	Direct Florida Business
241 LINCOLN HERITAGE LIFE INSURANCE COMPANY	Foreign	\$587,072,063	\$1,494,374,298	\$259,341,891	\$12,875,085
242 LINCOLN LIFE & ANNUITY COMPANY OF NEW YORK	Foreign	\$9,000,554,238	\$24,503,284,005	\$2,490,458,709	\$8,876,784
243 LINCOLN NATIONAL LIFE INSURANCE COMPANY	Foreign	\$144,609,572,040	\$977,561,878,356	\$34,530,125,924	\$1,712,406,527
244 LONDON LIFE REINSURANCE COMPANY	Foreign	\$1,502,478,107	\$4,282,343,409	\$183,090,912	\$1,835
245 LOYAL AMERICAN LIFE INSURANCE COMPANY	Foreign	\$438,979,709	\$1,985,924,510	\$180,774,035	\$17,924,931
246 MADISON NATIONAL LIFE INSURANCE COMPANY INC.	Foreign	\$757,894,293	\$3,106,625,895	\$664,845,570	\$5,569,804
247 MAGNA INSURANCE COMPANY	Foreign	\$59,532,837	\$223,473,715	\$68,171,725	\$572,806
248 MANHATTAN LIFE INSURANCE COMPANY	Foreign	\$363,058,113	\$981,947,532	\$87,177,063	\$1,455,813
249 MANHATTAN NATIONAL LIFE INSURANCE COMPANY	Foreign	\$265,320,138	\$650,451,717	\$138,008,694	\$2,360,202
250 MARQUETTE NATIONAL LIFE INSURANCE COMPANY	Foreign	\$22,021,930	\$37,727,286	\$20,838,504	\$339,971
251 MASSACHUSETTS MUTUAL LIFE INSURANCE COMPANY	Foreign	\$119,085,813,267	\$777,543,657,590	\$56,057,035,286	\$788,375,086
252 MEDAMERICA INSURANCE COMPANY	Foreign	\$365,274,738	\$1,014,626,682	\$66,308,436	\$16,969
253 MEDAMERICA INSURANCE COMPANY OF FLORIDA	Domestic	\$5,861,830	\$3,136,747	\$2,715,083	\$2,325,778
254 MEDCO CONTAINMENT LIFE INSURANCE COMPANY	Foreign	\$215,553,324	\$133,432,774	\$82,120,550	\$6,246,198
255 MEDICA HEALTH PLANS OF FLORIDA, INC.	Domestic	\$2,817,409	\$345,049	\$2,472,360	\$769,363
256 MEDICAL SAVINGS INSURANCE COMPANY	Foreign	\$43,511,355	\$196,081,410	\$21,475,365	\$14,621,818
257 MEDICO LIFE INSURANCE COMPANY	Foreign	\$185,155,268	\$439,429,599	\$108,536,211	\$1,664,066
258 MEGA LIFE & HEALTH INSURANCE COMPANY	Foreign	\$1,061,133,009	\$3,930,991,255	\$1,362,173,790	\$67,066,515
259 MEMBERS LIFE INSURANCE COMPANY	Foreign	\$66,612,191	\$142,902,252	\$103,546,516	\$85,982
260 MERIT LIFE INSURANCE CO.	Foreign	\$1,096,281,946	\$1,946,379,080	\$3,522,530,650	\$4,563,048
261 MERRILL LYNCH LIFE INSURANCE COMPANY	Foreign	\$13,911,027,437	\$54,180,066,652	\$1,454,043,100	\$87,946,050
262 METLIFE INSURANCE COMPANY OF CONNECTICUT	Foreign	\$83,221,522,972	\$553,091,861,805	\$28,853,380,955	\$145,821,761

LIFE, ANNUITY, ACCIDENT & HEALTH

AUTHORIZED FLORIDA INSURERS

FINANCIAL STATEMENT ABSTRACT

as of December 31, 2007

pursuant to Section 624.315(a), FS

source: CY2007 Annual Statement - Exhibit of Assets, Exhibit of Liabilities, Surplus and Other Funds, and Schedule T - Exhibit of Premiums Written



	Domiciliary	Assets	Liabilities	Surplus	Direct Florida Business
263 METLIFE INVESTORS INSURANCE COMPANY	Foreign	\$11,882,622,910	\$57,770,298,750	\$1,613,821,340	\$102,572,800
264 METLIFE INVESTORS USA INSURANCE COMPANY	Foreign	\$29,684,127,590	\$145,499,796,775	\$2,908,341,175	\$759,682,202
265 METROPOLITAN LIFE INSURANCE COMPANY	Foreign	\$297,465,527,467	1,991,230,838,611	\$90,993,240,989	\$1,318,224,115
266 METROPOLITAN TOWER LIFE INSURANCE COMPANY	Foreign	\$6,179,137,672	\$15,124,072,929	\$3,405,840,087	\$13,195,496
267 MIDLAND NATIONAL LIFE INSURANCE COMPANY	Foreign	\$23,518,176,018	\$156,861,277,923	\$7,748,108,130	\$218,043,216
268 MID-WEST NATIONAL LIFE INSURANCE COMPANY OF TN	Foreign	\$374,848,497	\$1,147,908,190	\$713,834,295	\$58,966,774
269 MIDWESTERN UNITED LIFE INSURANCE COMPANY	Foreign	\$250,387,500	\$462,732,726	\$280,929,774	\$145,642
270 MINNESOTA LIFE INSURANCE COMPANY	Foreign	\$23,829,005,162	\$154,076,565,762	\$12,691,470,372	\$158,875,662
271 MML BAY STATE LIFE INSURANCE COMPANY	Foreign	\$4,636,984,037	\$22,268,130,350	\$904,288,835	\$4,465,551
272 MOLINA HEALTHCARE INSURANCE COMPANY	Foreign	\$8,777,951	\$1,763,055	\$16,388,976	\$65,478
273 MONITOR LIFE INSURANCE COMPANY OF NEW YORK	Foreign	\$9,128,095	\$7,614,236	\$8,641,956	\$34,912
274 MONUMENTAL LIFE INSURANCE COMPANY	Foreign	\$37,935,163,485	\$260,423,691,598	\$5,051,492,747	\$189,223,097
275 MONY LIFE INSURANCE COMPANY	Foreign	\$9,917,632,927	\$35,825,436,084	\$3,835,095,628	\$18,939,629
276 MONY LIFE INSURANCE COMPANY OF AMERICA	Foreign	\$5,594,466,523	\$31,818,910,464	\$1,732,888,674	\$24,674,818
277 MOTORISTS LIFE INSURANCE COMPANY	Foreign	\$333,633,313	\$565,654,500	\$99,212,126	\$860,407
278 MTL INSURANCE COMPANY	Foreign	\$1,273,967,163	\$4,674,763,200	\$411,105,452	\$3,378,993
279 MUTUAL OF AMERICA LIFE INSURANCE COMPANY	Foreign	\$13,016,897,966	\$60,926,941,365	\$4,157,548,460	\$64,963,115
280 MUTUAL OF DETROIT INSURANCE COMPANY	Foreign	\$76,218,253	\$175,177,197	\$53,477,562	\$1,062
281 MUTUAL OF OMAHA INSURANCE COMPANY	Foreign	\$4,541,724,649	\$2,324,341,280	\$2,217,383,369	\$52,838,000
282 MUTUAL SAVINGS LIFE INSURANCE COMPANY	Foreign	\$425,913,233	\$1,206,951,030	\$64,508,391	\$206,151
283 NALIC LIFE INSURANCE COMPANY (PUERTO RICO)	Alien	\$134,974,947	\$543,523,145	\$119,668,840	\$317,489
284 NATIONAL BENEFIT LIFE INSURANCE COMPANY	Foreign	\$691,213,015	\$1,545,057,928	\$1,209,794,132	\$3,828,506

AUTHORIZED FLORIDA INSURERS

FINANCIAL STATEMENT ABSTRACT

as of December 31, 2007

pursuant to Section 624.315(a), FS

source: CY2007 Annual Statement - Exhibit of Assets, Exhibit of Liabilities, Surplus and Other Funds, and Schedule T - Exhibit of Premiums Written



	Domiciliary	Assets	Liabilities	Surplus	Direct Florida Business
285 NATIONAL GUARDIAN LIFE INSURANCE COMPANY	Foreign	\$1,485,978,672	\$3,955,587,321	\$502,348,695	\$11,322,888
286 NATIONAL INTEGRITY LIFE INSURANCE COMPANY	Foreign	\$3,677,508,548	\$14,141,493,936	\$560,540,256	\$6,655,007
287 NATIONAL LIFE INSURANCE COMPANY	Foreign	\$8,275,645,628	\$37,244,310,895	\$4,121,417,250	\$35,572,193
288 NATIONAL SECURITY INSURANCE COMPANY	Foreign	\$43,166,732	\$102,832,722	\$22,167,471	\$135,767
289 NATIONAL STATES INSURANCE COMPANY	Foreign	\$79,092,803	\$310,761,955	\$49,702,055	\$27,239,088
290 NATIONAL TEACHERS ASSOCIATES LIFE INSURANCE CO.	Foreign	\$198,081,333	\$684,834,520	\$97,490,812	\$1,053,774
291 NATIONAL WESTERN LIFE INSURANCE COMPANY	Foreign	\$6,078,773,805	\$16,103,517,339	\$2,121,937,104	\$28,760,893
292 NATIONWIDE LIFE AND ANNUITY COMPANY OF AMERICA	Foreign	\$833,106,945	\$5,248,876,234	\$565,372,381	\$4,893,098
293 NATIONWIDE LIFE AND ANNUITY INSURANCE COMPANY	Foreign	\$5,270,430,990	\$30,582,988,518	\$1,023,757,422	\$15,565,013
294 NATIONWIDE LIFE INSURANCE COMPANY	Foreign	\$99,016,727,763	\$675,609,483,269	\$17,480,907,619	\$884,013,038
295 NATIONWIDE LIFE INSURANCE COMPANY OF AMERICA	Foreign	\$6,338,508,071	\$28,322,317,565	\$3,320,222,790	\$11,460,651
296 NEIGHBORHOOD HEALTH PARTNERSHIP, INC.	Domestic	\$135,645,222	\$81,301,085	\$54,344,137	\$422,300,211
297 NEIGHBORHOOD HEALTH PARTNERSHIP, INC.	Domestic	\$135,645,222	\$81,301,085	\$54,344,137	\$422,300,211
298 NEW ENGLAND LIFE INSURANCE COMPANY	Foreign	\$12,459,013,660	\$59,573,885,475	\$2,708,682,825	\$136,788,985
299 NEW ERA LIFE INSURANCE COMPANY	Foreign	\$299,808,772	\$765,449,847	\$126,476,469	\$4,434,469
300 NEW YORK LIFE INSURANCE AND ANNUITY CORPORATION	Foreign	\$72,685,505,779	\$280,142,291,796	\$10,499,731,320	\$396,067,480
301 NEW YORK LIFE INSURANCE COMPANY	Foreign	\$122,753,466,537	\$664,765,421,940	\$71,755,377,282	\$239,022,954
302 NIPPON LIFE INSURANCE COMPANY OF AMERICA	Foreign	\$169,463,841	\$154,451,571	\$343,139,952	\$167,698
303 NORTH AMERICAN COMPANY FOR LIFE AND HEALTH INSURANCE	Foreign	\$6,637,313,203	\$31,248,305,295	\$1,925,760,720	\$126,574,616
304 NORTH CAROLINA MUTUAL LIFE INSURANCE COMPANY	Foreign	\$132,732,722	\$359,283,744	\$38,914,422	\$197,104
305 NORTHWESTERN LONG TERM CARE INSURANCE COMPANY	Foreign	\$287,379,918	\$701,442,765	\$153,196,989	\$7,565,057
306 NORTHWESTERN MUTUAL LIFE INSURANCE COMPANY	Foreign	\$156,332,489,608	\$721,132,599,570	\$60,529,848,470	\$567,304,612

AUTHORIZED FLORIDA INSURERS

FINANCIAL STATEMENT ABSTRACT

as of December 31, 2007

pursuant to Section 624.315(a), FS

source: CY2007 Annual Statement - Exhibit of Assets, Exhibit of Liabilities, Surplus and Other Funds, and Schedule T - Exhibit of Premiums Written



	Domiciliary	Assets	Liabilities	Surplus	Direct Florida Business
307 NYLIFE INSURANCE COMPANY OF ARIZONA	Foreign	\$178,117,568	\$710,323,185	\$167,764,655	\$4,238,850
308 OCCIDENTAL LIFE INSURANCE COMPANY OF N CAROLINA	Foreign	\$255,218,065	\$1,137,290,010	\$126,300,315	\$1,949,981
309 OHIO NATIONAL LIFE ASSURANCE CORPORATION	Foreign	\$2,690,965,634	\$12,511,720,805	\$895,107,345	\$26,128,079
310 OHIO NATIONAL LIFE INSURANCE COMPANY	Foreign	\$13,004,212,920	\$73,255,590,846	\$4,709,686,674	\$302,597,692
311 OHIO STATE LIFE INSURANCE COMPANY (THE)	Foreign	\$9,326,447	\$7,850,991	\$12,628,350	\$4,433,005
312 OLD AMERICAN INSURANCE COMPANY	Foreign	\$245,541,808	\$670,353,144	\$54,272,292	\$1,598,075
313 OLD REPUBLIC LIFE INSURANCE COMPANY	Foreign	\$162,491,182	\$597,374,895	\$202,581,015	\$1,508,160
314 OLD UNITED LIFE INSURANCE COMPANY	Foreign	\$73,460,573	\$77,638,944	\$64,282,202	\$128,031
315 OM FINANCIAL LIFE INSURANCE COMPANY	Foreign	\$18,202,294,476	\$122,497,065,369	\$4,897,995,963	\$276,419,737
316 ONENATION INSURANCE COMPANY	Foreign	\$93,780,472	\$4,514,310	\$464,388,040	\$8,800
317 OXFORD LIFE INSURANCE COMPANY	Foreign	\$535,776,902	\$2,057,995,360	\$608,389,160	\$424,232
318 OZARK NATIONAL LIFE INSURANCE COMPANY	Foreign	\$586,246,729	\$1,497,360,951	\$237,304,236	\$585,838
319 PACIFIC LIFE & ANNUITY COMPANY	Foreign	\$2,415,294,899	\$10,231,105,820	\$1,830,868,675	\$14,448,467
320 PACIFIC LIFE INSURANCE COMPANY	Foreign	\$96,551,165,675	\$464,215,952,705	\$18,389,875,670	\$1,225,805,906
321 PACIFICARE LIFE AND HEALTH INSURANCE COMPANY	Foreign	\$896,999,905	\$1,720,313,680	\$2,749,685,845	(\$515,403)
322 PAN-AMERICAN ASSURANCE COMPANY	Foreign	\$22,386,998	\$23,585,592	\$55,962,400	\$5,910,166
323 PAN-AMERICAN LIFE INSURANCE COMPANY	Foreign	\$1,582,707,720	\$7,657,347,366	\$1,808,898,954	\$6,822,732
324 PARK AVENUE LIFE INSURANCE COMPANY	Foreign	\$434,885,522	\$853,062,234	\$444,094,335	\$101,083
325 PAUL REVERE LIFE INSURANCE COMPANY	Foreign	\$4,920,983,852	\$22,311,238,005	\$2,244,681,255	\$22,111,613
326 PAUL REVERE VARIABLE ANNUITY INSURANCE COMPANY	Foreign	\$132,607,770	\$74,245,568	\$446,185,512	\$242,089
327 PENN INSURANCE AND ANNUITY COMPANY	Foreign	\$1,117,455,520	\$3,000,580,119	\$344,286,441	\$1,501,553
328 PENN MUTUAL LIFE INSURANCE COMPANY	Foreign	\$10,546,348,301	\$46,220,687,420	\$6,511,054,090	\$44,056,196

LIFE, ANNUITY, ACCIDENT & HEALTH

AUTHORIZED FLORIDA INSURERS

FINANCIAL STATEMENT ABSTRACT

as of December 31, 2007

pursuant to Section 624.315(a), FS

source: CY2007 Annual Statement - Exhibit of Assets, Exhibit of Liabilities, Surplus and Other Funds, and Schedule T - Exhibit of Premiums Written



	Domiciliary	Assets	Liabilities	Surplus	Direct Florida Business
329 PENN TREATY NETWORK AMERICA INSURANCE COMPANY	Foreign	\$1,039,140,838	\$3,042,149,580	\$67,770,534	\$40,520,703
330 PENNSYLVANIA LIFE INSURANCE COMPANY	Foreign	\$1,180,290,072	\$5,217,331,720	\$661,145,645	\$22,573,759
331 PERICO LIFE INSURANCE COMPANY	Foreign	\$50,960,307	\$96,769,480	\$145,532,055	\$702,355
332 PHILADELPHIA AMERICAN LIFE INSURANCE COMPANY	Foreign	\$187,708,684	\$1,008,971,088	\$99,281,016	\$4,150,451
333 PHILADELPHIA-UNITED LIFE INSURANCE COMPANY	Foreign	\$44,325,743	\$108,627,210	\$21,034,080	\$171,611
334 PHL VARIABLE INSURANCE COMPANY	Foreign	\$5,342,708,080	\$25,876,358,240	\$824,682,160	\$65,539,633
335 PHOENIX LIFE AND ANNUITY COMPANY	Foreign	\$65,294,334	\$180,943,240	\$70,234,096	\$1,493,151
336 PHOENIX LIFE INSURANCE COMPANY	Foreign	\$16,714,605,994	\$79,332,442,870	\$4,190,587,100	\$76,177,095
337 PHYSICIANS LIFE INSURANCE COMPANY	Foreign	\$1,290,549,948	\$2,412,093,136	\$163,996,760	\$8,091,285
338 PHYSICIANS MUTUAL INSURANCE COMPANY	Foreign	\$1,389,129,257	\$629,102,448	\$760,026,809	\$9,441,590
339 PIONEER AMERICAN INSURANCE COMPANY	Foreign	\$47,128,954	\$108,800,826	\$25,086,036	\$216,714
340 PIONEER MUTUAL LIFE INSURANCE COMPANY	Foreign	\$458,568,762	\$429,136,446	\$26,432,316	\$511,646
341 PIONEER SECURITY LIFE INSURANCE COMPANY	Foreign	\$91,061,079	\$61,829,733	\$203,853,504	\$532,518
342 PREFERRED MEDICAL PLAN, INC.	Domestic	\$35,736,016	\$22,446,760	\$13,289,256	\$74,431,221
343 PREFERRED MEDICAL PLAN, INC.	Domestic	\$35,736,016	\$22,446,760	\$13,289,256	\$74,431,221
344 PRESIDENTIAL LIFE INSURANCE COMPANY	Foreign	\$3,925,691,691	\$10,695,957,447	\$1,073,615,001	\$18,440,374
345 PRIMERICA LIFE INSURANCE COMPANY	Foreign	\$5,895,972,126	\$21,205,618,115	\$8,261,742,520	\$116,245,260
346 PRINCIPAL LIFE INSURANCE COMPANY	Foreign	\$135,714,881,712	\$660,086,980,105	\$18,474,928,450	\$921,942,574
347 PROFESSIONAL INSURANCE COMPANY	Foreign	\$97,315,240	\$200,761,890	\$83,683,830	\$13,827,551
348 PROTECTIVE LIFE AND ANNUITY INSURANCE COMPANY	Foreign	\$620,997,170	\$1,748,998,680	\$106,486,830	\$616,197
349 PROTECTIVE LIFE INSURANCE COMPANY	Foreign	\$25,800,879,575	\$168,027,544,923	\$12,543,612,102	\$231,479,805
350 PROVIDENT AMERICAN LIFE AND HEALTH INSURANCE COMPANY	Foreign	\$10,588,092	\$22,472,478	\$1,791,798	\$360,091

LIFE, ANNUITY, ACCIDENT & HEALTH

AUTHORIZED FLORIDA INSURERS

FINANCIAL STATEMENT ABSTRACT

as of December 31, 2007

pursuant to Section 624.315(a), FS

source: CY2007 Annual Statement - Exhibit of Assets, Exhibit of Liabilities, Surplus and Other Funds, and Schedule T - Exhibit of Premiums Written



	Domiciliary	Assets	Liabilities	Surplus	Direct Florida Business
351 PROVIDENT LIFE AND ACCIDENT INSURANCE COMPANY	Foreign	\$7,735,411,139	\$36,501,705,125	\$1,957,844,545	\$82,607,314
352 PRUCO LIFE INSURANCE COMPANY	Foreign	\$27,253,774,296	\$105,923,658,496	\$3,081,438,688	\$305,945,584
353 PRUDENTIAL ANNUITIES LIFE ASSURANCE CORPORATION	Foreign	\$43,236,056,729	\$213,988,540,415	\$2,179,243,230	\$571,741,028
354 PRUDENTIAL INSURANCE COMPANY OF AMERICA (THE)	Foreign	\$252,761,434,698	1,720,464,481,372	\$48,848,061,514	\$768,853,266
355 PRUDENTIAL RETIREMENT INSURANCE AND ANNUITY COMPANY	Foreign	\$61,437,059,037	\$302,457,218,045	\$4,715,577,140	\$289,275,523
356 PYRAMID LIFE INSURANCE COMPANY (THE)	Foreign	\$462,012,921	\$934,564,596	\$443,966,364	\$47,416,230
357 QCC INSURANCE COMPANY	Foreign	\$1,557,405,523	\$911,390,591	\$646,014,932	(\$59,254)
358 REASSURE AMERICA LIFE INSURANCE COMPANY	Foreign	\$18,276,974,513	\$124,466,119,652	\$3,455,201,939	\$78,156,192
359 RELIABLE LIFE INSURANCE COMPANY	Foreign	\$730,531,888	\$3,361,156,015	\$271,503,425	\$30,109
360 RELIANCE STANDARD LIFE INSURANCE COMPANY	Foreign	\$3,240,629,252	\$11,132,324,984	\$1,686,179,572	\$69,791,406
361 RELIASTAR LIFE INSURANCE COMPANY	Foreign	\$22,384,570,846	\$140,410,509,939	\$16,263,285,983	\$254,550,497
362 RELIASTAR LIFE INSURANCE COMPANY OF NEW YORK	Foreign	\$3,251,995,151	\$14,825,225,965	\$1,420,971,160	\$8,120,307
363 RENAISSANCE LIFE & HEALTH INSURANCE COMPANY OF AMERIC	Foreign	\$34,861,370	\$48,675,085	\$113,131,765	\$810,667
364 RESERVE NATIONAL INSURANCE COMPANY	Foreign	\$108,314,190	\$191,074,158	\$126,150,915	\$1,391,463
365 RESOURCE LIFE INSURANCE COMPANY	Foreign	\$103,153,962	\$441,748,670	\$61,521,145	\$5,700,935
366 RIVERSOURCE LIFE INSURANCE COMPANY	Foreign	\$79,870,146,548	\$385,248,528,650	\$14,087,204,090	\$809,315,731
367 S.USA LIFE INSURANCE COMPANY, INC.	Foreign	\$17,332,526	\$9,957,288	\$31,507,290	\$133,211
368 SAFEGUARD HEALTH PLANS, INC.	Domestic	\$2,937,405	\$1,526,185	\$1,411,220	\$10,542,994
369 SAFEHEALTH LIFE INSURANCE COMPANY	Foreign	\$27,770,313	\$29,663,526	\$45,022,413	\$5,699,719
370 SAGICOR LIFE INSURANCE COMPANY	Foreign	\$527,925,714	\$1,478,349,885	\$97,927,257	\$185,122
371 SCOR LIFE INSURANCE COMPANY	Foreign	\$18,040,672	\$32,775,765	\$12,969,327	\$17,724
372 SEARS LIFE INSURANCE COMPANY	Foreign	\$73,650,925	\$111,501,785	\$244,252,845	\$2,508,553

LIFE, ANNUITY, ACCIDENT & HEALTH

AUTHORIZED FLORIDA INSURERS

FINANCIAL STATEMENT ABSTRACT

as of December 31, 2007

pursuant to Section 624.315(a), FS

source: CY2007 Annual Statement - Exhibit of Assets, Exhibit of Liabilities, Surplus and Other Funds, and Schedule T - Exhibit of Premiums Written



	Domiciliary	Assets	Liabilities	Surplus	Direct Florida Business
373 SECURIAN LIFE INSURANCE COMPANY	Foreign	\$141,542,651	\$112,964,105	\$582,249,150	\$398,357
374 SECURITY BENEFIT LIFE INSURANCE COMPANY	Foreign	\$12,341,315,068	\$58,694,764,335	\$2,976,810,355	\$104,061,261
375 SECURITY LIFE INSURANCE COMPANY OF AMERICA	Foreign	\$96,470,567	\$215,469,234	\$66,442,467	\$672,347
376 SECURITY LIFE OF DENVER INSURANCE COMPANY	Foreign	\$24,221,950,465	\$114,581,396,890	\$6,513,955,435	\$95,763,153
377 SECURITY MUTUAL LIFE INSURANCE COMPANY OF NEW YORK	Foreign	\$2,116,278,992	\$6,004,646,937	\$344,190,039	\$12,353,305
378 SECURITY NATIONAL LIFE INSURANCE COMPANY	Foreign	\$329,293,994	\$1,557,092,925	\$76,627,045	\$3,202,504
379 SENIOR LIFE INSURANCE COMPANY	Foreign	\$21,775,071	\$26,838,420	\$13,413,768	\$539,307
380 SENTINEL AMERICAN LIFE INSURANCE COMPANY	Foreign	\$46,876,444	\$59,988,624	\$31,764,264	\$219
381 SENTRY LIFE INSURANCE COMPANY	Foreign	\$3,338,037,766	\$21,534,420,047	\$1,809,711,862	\$10,487,542
382 SETTLERS LIFE INSURANCE COMPANY	Foreign	\$381,810,616	\$999,039,354	\$53,885,088	\$133,644
383 SHENANDOAH LIFE INSURANCE COMPANY	Foreign	\$1,664,854,647	\$4,617,194,520	\$377,369,421	\$44,287,721
384 SILVERSCRIPT INSURANCE COMPANY	Foreign	\$234,153,660	\$165,835,585	\$68,318,075	\$2,896,496
385 SOUTHERN FARM BUREAU LIFE INSURANCE COMPANY	Foreign	\$9,949,155,536	\$41,809,821,015	\$7,928,456,665	\$39,195,286
386 SOUTHLAND NATIONAL INSURANCE CORPORATION	Foreign	\$151,221,216	\$421,575,495	\$27,579,999	\$937,189
387 STANDARD INSURANCE COMPANY	Foreign	\$13,265,338,273	\$49,003,829,524	\$2,362,168,792	\$175,573,671
388 STANDARD LIFE AND ACCIDENT INSURANCE COMPANY	Foreign	\$531,349,226	\$961,208,205	\$623,839,473	\$11,222,282
389 STANDARD LIFE AND CASUALTY INSURANCE COMPANY	Foreign	\$21,467,830	\$50,571,792	\$8,961,282	\$62,057
390 STANDARD LIFE INSURANCE COMPANY OF INDIANA	Foreign	\$1,988,891,653	\$9,413,458,960	\$515,727,850	\$19,628,441
391 STANDARD SECURITY LIFE INSURANCE CO. OF NEW YORK	Foreign	\$367,198,928	\$772,652,268	\$321,183,981	\$8,038,749
392 STARMOUNT LIFE INSURANCE COMPANY	Foreign	\$24,768,575	\$39,129,795	\$26,175,930	\$1,707,415
393 STATE FARM LIFE INSURANCE COMPANY	Foreign	\$43,307,956,809	\$228,314,548,518	\$31,515,192,336	\$222,202,326
394 STATE LIFE INSURANCE COMPANY	Foreign	\$2,504,180,763	\$7,060,146,411	\$443,395,878	\$3,503,479

LIFE, ANNUITY, ACCIDENT & HEALTH

AUTHORIZED FLORIDA INSURERS

FINANCIAL STATEMENT ABSTRACT

as of December 31, 2007

pursuant to Section 624.315(a), FS

source: CY2007 Annual Statement - Exhibit of Assets, Exhibit of Liabilities, Surplus and Other Funds, and Schedule T - Exhibit of Premiums Written



	Domiciliary	Assets	Liabilities	Surplus	Direct Florida Business
395 STATE MUTUAL INSURANCE COMPANY	Foreign	\$374,893,023	\$1,032,859,749	\$91,819,320	\$10,133,186
396 STERLING INVESTORS LIFE INSURANCE COMPANY	Foreign	\$22,647,382	\$48,584,025	\$11,858,121	\$472,094
397 STERLING LIFE INSURANCE COMPANY	Foreign	\$303,865,990	\$479,902,432	\$735,561,528	\$4,859,846
398 STONEBRIDGE LIFE INSURANCE COMPANY	Foreign	\$2,206,086,016	\$9,822,759,290	\$1,195,170,790	\$32,428,250
399 SUN LIFE AND HEALTH INSURANCE COMPANY (U.S.)	Foreign	\$119,234,776	\$251,834,790	\$96,869,538	\$28,885,936
400 SUN LIFE ASSURANCE COMPANY OF CANADA	Alien	\$14,719,905,912	\$70,846,153,870	\$2,753,375,690	\$138,611,138
401 SUN LIFE ASSURANCE COMPANY OF CANADA (U.S.)	Foreign	\$44,700,805,700	\$174,106,646,728	\$4,670,828,072	\$394,640,747
402 SUNAMERICA LIFE INSURANCE COMPANY	Foreign	\$39,454,567,710	\$138,932,898,832	\$18,862,826,408	\$622,684
403 SUNSET LIFE INSURANCE COMPANY OF AMERICA	Foreign	\$430,172,070	\$1,175,417,853	\$99,138,369	\$304,661
404 SURETY LIFE INSURANCE COMPANY	Foreign	\$12,600,069	\$2,980,635	\$27,319,572	\$2,516,224
405 SYMETRA LIFE INSURANCE COMPANY	Foreign	\$18,004,829,093	\$83,899,154,555	\$6,099,990,910	\$99,677,945
406 SYMETRA NATIONAL LIFE INSURANCE COMPANY	Foreign	\$16,807,590	\$12,607,252	\$16,007,928	\$15,383
407 TEACHERS INS. & ANNUITY ASSOCIATION OF AMERICA	Foreign	\$196,409,274,903	\$714,328,620,124	\$71,298,479,488	\$262,776,978
408 TEXAS LIFE INSURANCE COMPANY	Foreign	\$630,854,947	\$1,170,282,340	\$85,072,846	\$3,458,776
409 THE PUBLIC HEALTH TRUST OF DADE COUNTY	Domestic	\$36,276,057	\$14,834,816	\$21,441,241	\$38,896,496
410 THRIVENT LIFE INSURANCE COMPANY	Foreign	\$3,664,564,029	\$6,972,975,912	\$346,152,146	\$2,181,473
411 TIAA-CREF LIFE INSURANCE COMPANY	Foreign	\$3,115,349,760	\$11,132,877,872	\$1,318,521,168	\$11,306,675
412 TIME INSURANCE COMPANY	Foreign	\$812,867,383	\$2,791,797,410	\$1,260,039,505	\$95,152,160
413 TOTAL HEALTH CHOICE, INC.	Domestic	\$15,308,799	\$9,187,538	\$6,121,261	\$31,324,352
414 TRANS WORLD ASSURANCE COMPANY	Foreign	\$331,958,650	\$529,676,706	\$129,240,590	\$767,155
415 TRANSAMERICA FINANCIAL LIFE INSURANCE COMPANY	Foreign	\$17,771,744,889	\$67,833,799,852	\$3,243,179,704	\$416,789,659
416 TRANSAMERICA LIFE INSURANCE COMPANY	Foreign	\$73,509,105,557	\$500,635,492,413	\$13,896,941,786	\$928,812,435

LIFE, ANNUITY, ACCIDENT & HEALTH

AUTHORIZED FLORIDA INSURERS

FINANCIAL STATEMENT ABSTRACT

as of December 31, 2007

pursuant to Section 624.315(a), FS

source: CY2007 Annual Statement - Exhibit of Assets, Exhibit of Liabilities, Surplus and Other Funds, and Schedule T - Exhibit of Premiums Written



	Domiciliary	Assets	Liabilities	Surplus	Direct Florida Business
417 TRANSAMERICA OCCIDENTAL LIFE INSURANCE COMPANY	Foreign	\$31,011,957,970	\$191,898,137,963	\$24,992,404,311	\$219,837,784
418 TRANS-OCEANIC LIFE INSURANCE COMPANY	Alien	\$24,691,336	\$29,703,846	\$14,678,826	\$8,097
419 TRUASSURE INSURANCE COMPANY	Foreign	\$5,345,340	\$379,980	\$9,701,040	\$478
420 TRUSTMARK INSURANCE COMPANY	Foreign	\$1,236,855,539	\$3,001,392,717	\$701,673,900	\$38,398,870
421 TRUSTMARK LIFE INSURANCE COMPANY	Foreign	\$361,680,502	\$569,950,218	\$507,591,285	\$3,343,414
422 U.S. FINANCIAL LIFE INSURANCE COMPANY	Foreign	\$543,683,858	\$1,494,759,390	\$124,142,184	\$20,122,910
423 ULLICO LIFE INSURANCE COMPANY	Foreign	\$14,292,854	\$10,100,559	\$15,731,103	\$5,972
424 UNICARE LIFE & HEALTH INSURANCE COMPANY	Foreign	\$1,725,804,981	\$4,142,608,893	\$1,025,806,050	\$181,943,592
425 UNIFIED LIFE INSURANCE COMPANY	Foreign	\$95,602,140	\$165,793,506	\$20,410,774	\$413,374
426 UNIMERICA INSURANCE COMPANY	Foreign	\$135,192,042	\$180,196,284	\$84,987,800	\$878,322
427 UNION BANKERS INSURANCE COMPANY	Foreign	\$104,521,421	\$269,935,272	\$35,624,982	\$3,300,530
428 UNION CENTRAL LIFE INSURANCE COMPANY (THE)	Foreign	\$7,284,871,050	\$34,819,062,700	\$1,592,792,550	\$39,876,022
429 UNION FIDELITY LIFE INSURANCE COMPANY	Foreign	\$18,204,149,019	\$88,948,572,925	\$2,057,653,295	\$4,737,385
430 UNION LABOR LIFE INSURANCE COMPANY	Foreign	\$4,058,034,518	\$11,795,491,278	\$367,876,176	\$11,759,681
431 UNION NATIONAL LIFE INSURANCE COMPANY	Foreign	\$429,709,858	\$1,102,120,344	\$182,509,230	\$6,884
432 UNION SECURITY INSURANCE COMPANY	Foreign	\$7,195,167,472	\$40,537,461,096	\$2,603,543,736	\$75,505,907
433 UNITED AMERICAN INSURANCE COMPANY	Foreign	\$1,309,631,500	\$3,423,481,842	\$496,412,658	\$146,093,296
434 UNITED CONCORDIA DENTAL PLANS OF FLORIDA, INC.	Domestic	\$240,381	\$11,124	\$229,257	\$10,356
435 UNITED CONCORDIA INSURANCE COMPANY	Foreign	\$71,416,207	\$88,423,416	\$125,825,205	\$23,473,240
436 UNITED FAMILY LIFE INSURANCE COMPANY	Foreign	\$80,304,763	\$313,708,630	\$73,615,185	\$69,035
437 UNITED HEALTHCARE INSURANCE COMPANY	Foreign	\$11,425,483,510	\$24,961,855,371	\$9,305,595,159	\$3,664,563,212
438 UNITED HEALTHCARE OF FLORIDA, INC.	Domestic	\$326,270,234	\$196,389,697	\$129,880,537	\$810,816,407

LIFE, ANNUITY, ACCIDENT & HEALTH

AUTHORIZED FLORIDA INSURERS

FINANCIAL STATEMENT ABSTRACT

as of December 31, 2007

pursuant to Section 624.315(a), FS

source: CY2007 Annual Statement - Exhibit of Assets, Exhibit of Liabilities, Surplus and Other Funds, and Schedule T - Exhibit of Premiums Written



	Domiciliary	Assets	Liabilities	Surplus	Direct Florida Business
439 UNITED HOME LIFE INSURANCE COMPANY	Foreign	\$59,190,965	\$129,916,848	\$40,146,306	\$1,379,914
440 UNITED INSURANCE COMPANY OF AMERICA	Foreign	\$2,055,249,126	\$5,553,157,194	\$582,133,920	\$24,760,448
441 UNITED INVESTORS LIFE INSURANCE COMPANY	Foreign	\$3,058,371,933	\$13,343,648,315	\$1,933,211,350	\$6,827,492
442 UNITED LIBERTY LIFE INSURANCE COMPANY	Foreign	\$27,339,997	\$50,136,888	\$2,543,106	\$11,753
443 UNITED LIFE INSURANCE COMPANY	Foreign	\$1,356,738,832	\$5,962,852,810	\$794,516,345	\$188,439
444 UNITED OF OMAHA LIFE INSURANCE COMPANY	Foreign	\$13,227,857,612	\$59,348,988,605	\$6,745,299,455	\$108,052,300
445 UNITED STATES LIFE INSURANCE COMPANY IN CITY OF NY	Foreign	\$5,314,658,764	\$24,211,297,030	\$2,342,190,210	\$45,213,086
446 UNITED TEACHER ASSOCIATES INSURANCE COMPANY	Foreign	\$499,286,186	\$2,168,174,490	\$315,756,415	\$4,359,949
447 UNITED WORLD LIFE INSURANCE COMPANY	Foreign	\$91,903,643	\$208,041,180	\$60,079,749	\$16,215,816
448 UNITY FINANCIAL LIFE INSURANCE COMPANY	Foreign	\$57,747,401	\$255,003,285	\$21,111,210	\$4,350,054
449 UNIVERSAL HEALTH CARE, INC.	Domestic	\$57,813,493	\$35,362,960	\$22,450,533	\$12,636
450 UNIVERSAL UNDERWRITERS LIFE INSURANCE COMPANY	Foreign	\$328,939,851	\$1,412,660,640	\$219,538,615	(\$694,412)
451 UNUM LIFE INSURANCE COMPANY OF AMERICA	Foreign	\$16,438,518,655	\$59,792,062,968	\$5,942,011,652	\$195,200,077
452 USAA LIFE INSURANCE COMPANY	Foreign	\$10,862,262,253	\$69,279,957,187	\$6,738,378,577	\$130,929,215
453 VANTISLIFE INSURANCE COMPANY	Foreign	\$649,526,441	\$2,328,851,032	\$259,254,332	\$586,595
454 VARIABLE ANNUITY LIFE INSURANCE COMPANY	Foreign	\$63,998,991,276	\$183,473,057,016	\$8,513,191,812	\$748,012,698
455 VISION SERVICE PLAN INSURANCE COMPANY	Foreign	\$70,562,712	\$11,080,067	\$59,482,645	\$17,525,564
456 VISTA HEALTHPLAN OF SOUTH FLORIDA, INC.	Domestic	\$54,427,322	\$37,561,127	\$16,866,195	\$116,723,632
457 VISTA HEALTHPLAN OF SOUTH FLORIDA, INC.	Domestic	\$54,427,322	\$37,561,127	\$16,866,195	\$116,723,632
458 VISTA HEALTHPLAN, INC.	Domestic	\$100,558,666	\$76,850,541	\$23,708,125	\$528,425,226
459 VISTA HEALTHPLAN, INC.	Domestic	\$100,558,666	\$76,850,541	\$23,708,125	\$528,425,226
460 WASHINGTON NATIONAL INSURANCE COMPANY	Foreign	\$2,473,581,370	\$12,227,975,058	\$2,463,292,056	\$38,775,009

LIFE, ANNUITY, ACCIDENT & HEALTH

AUTHORIZED FLORIDA INSURERS

FINANCIAL STATEMENT ABSTRACT

as of December 31, 2007

pursuant to Section 624.315(a), FS

source: CY2007 Annual Statement - Exhibit of Assets, Exhibit of Liabilities, Surplus and Other Funds, and Schedule T - Exhibit of Premiums Written



	Domiciliary	Assets	Liabilities	Surplus	Direct Florida Business
461 WELLCARE OF FLORIDA, INC.	Domestic	\$288,608,636	\$209,284,537	\$79,324,099	\$75,525,202
462 WELLCARE PRESCRIPTION INSURANCE, INC.	Domestic	\$345,194,461	\$181,215,488	\$163,978,973	\$95,703,412
463 WEST COAST LIFE INSURANCE COMPANY	Foreign	\$3,130,421,068	\$8,493,131,163	\$883,132,041	\$50,440,469
464 WESTERN AND SOUTHERN LIFE INSURANCE COMPANY	Foreign	\$8,832,318,171	\$15,379,060,884	\$11,114,893,629	\$13,884,321
465 WESTERN RESERVE LIFE ASSURANCE COMPANY OF OHIO	Foreign	\$11,768,905,053	\$56,401,012,640	\$2,431,012,625	\$59,154,662
466 WESTERN-SOUTHERN LIFE ASSURANCE COMPANY	Foreign	\$9,294,093,634	\$25,801,328,997	\$2,073,451,905	\$26,505,757
467 WESTWARD LIFE INSURANCE COMPANY	Foreign	\$23,665,940	\$14,830,128	\$69,833,632	\$31,106
468 WILLIAM PENN LIFE INSURANCE COMPANY OF NEW YORK	Foreign	\$976,985,832	\$2,599,529,655	\$325,420,341	\$8,080,860
469 WILTON REASSURANCE LIFE COMPANY OF NEW YORK	Foreign	\$1,219,486,267	\$5,630,624,505	\$454,294,490	\$1,207,974
470 WORLD CORP INSURANCE COMPANY	Foreign	\$23,198,424	\$2,887,857	\$50,367,327	\$2,859
471 WORLD INSURANCE COMPANY	Foreign	\$231,500,679	\$575,624,395	\$569,379,000	\$6,093,585
472 XL LIFE INSURANCE AND ANNUITY COMPANY	Foreign	\$736,668,962	\$2,842,473,224	\$84,202,624	\$28,296
473 ZALE LIFE INSURANCE COMPANY	Foreign	\$12,127,567	\$12,412,865	\$35,724,970	\$161,197

AUTHORIZED FLORIDA INSURERS

FINANCIAL STATEMENT ABSTRACT

as of December 31, 2007

pursuant to Section 624.315(a), FS

source: CY2007 Annual Statement - Exhibit of Assets, Exhibit of Liabilities, Surplus and Other Funds, and Schedule T - Exhibit of Premiums Written



	Domiciliary	Assets	Liabilities	Surplus	Direct Florida Business
PROPERTY & CASUALTY			Total Direct Business	\$34,695,918,256	
1 21ST CENTURY INSURANCE COMPANY OF CALIFORNIA, INC.	Foreign	\$1,552,778,564	\$1,780,246,140	\$1,325,310,988	\$115,986,752
2 ACA FINANCIAL GUARANTY CORPORATION	Foreign	\$691,791,549	\$925,302,986	\$458,280,114	\$901,585
3 ACCESS INSURANCE COMPANY	Foreign	\$55,550,654	\$416,685,699	\$83,274,624	\$4,502
4 ACCREDITED SURETY AND CASUALTY COMPANY, INC.	Domestic	\$32,599,788	\$62,183,988	\$133,414,740	\$2,753,963
5 ACE AMERICAN INSURANCE COMPANY	Foreign	\$7,799,063,925	\$157,216,244,517	\$53,358,481,458	\$268,179,429
6 ACE FIRE UNDERWRITERS INSURANCE COMPANY	Foreign	\$90,804,997	\$676,133,220	\$1,230,771,717	\$4,417,760
7 ACE PROPERTY AND CASUALTY INSURANCE COMPANY	Foreign	\$5,965,997,449	\$81,718,795,420	\$37,601,153,560	\$45,029,088
8 ACIG INSURANCE COMPANY	Foreign	\$288,262,342	\$840,137,796	\$312,911,576	\$125,611
9 ACSTAR INSURANCE COMPANY	Foreign	\$89,619,104	\$1,102,174,762	\$600,588,214	\$985,379
10 ADDISON INSURANCE COMPANY	Foreign	\$75,332,937	\$499,958,305	\$328,704,002	\$12,484,829
11 ADVANTAGE WORKERS COMPENSATION INSURANCE COMPANY	Foreign	\$109,488,518	\$157,779,804	\$170,685,750	\$1,251,388
12 AEGIS SECURITY INSURANCE COMPANY	Foreign	\$78,028,890	\$508,983,098	\$505,392,472	\$700,646
13 AEQUICAP INSURANCE COMPANY	Domestic	\$79,463,036	\$1,117,095,498	\$313,239,150	\$64,778,970
14 AEQUICAP PROPERTY AND CASUALTY INSURANCE COMPANY	Domestic	\$7,981,143	\$54,771,108	\$56,964,894	\$10,639,503
15 AETNA INSURANCE COMPANY OF CONNECTICUT	Foreign	\$18,984,981	\$5,228,368	\$70,711,556	\$672,054
16 AFFILIATED FM INSURANCE COMPANY	Foreign	\$1,361,223,254	\$7,542,901,718	\$7,430,554,076	\$26,767,814
17 AFFIRMATIVE INSURANCE COMPANY	Foreign	\$500,796,865	\$6,733,825,224	\$3,782,908,920	\$29,744,204
18 AGENCY INSURANCE COMPANY OF MARYLAND, INC.	Foreign	\$55,018,870	\$67,056,874	\$42,980,866	\$1,720,900
19 AGRI GENERAL INSURANCE COMPANY	Foreign	\$601,366,750	\$2,454,618,491	\$7,768,616,259	\$12,370,764
20 AIG CASUALTY COMPANY	Foreign	\$4,835,789,903	\$61,987,074,492	\$39,564,513,471	\$20,332,754

AUTHORIZED FLORIDA INSURERS

FINANCIAL STATEMENT ABSTRACT

as of December 31, 2007

pursuant to Section 624.315(a), FS

source: CY2007 Annual Statement - Exhibit of Assets, Exhibit of Liabilities, Surplus and Other Funds, and Schedule T - Exhibit of Premiums Written



	Domiciliary	Assets	Liabilities	Surplus	Direct Florida Business
21 AIG CENTENNIAL INSURANCE COMPANY	Foreign	\$630,728,830	\$6,505,494,754	\$7,370,539,506	\$20,064,157
22 AIG INDEMNITY INSURANCE COMPANY	Foreign	\$62,486,785	\$99,698,235	\$87,762,120	\$7,293,696
23 AIG NATIONAL INSURANCE COMPANY, INC.	Foreign	\$50,729,977	\$519,800,912	\$291,878,720	\$4,208,662
24 AIG PREFERRED INSURANCE COMPANY	Foreign	\$78,810,759	\$99,301,162	\$58,320,356	\$25,016,001
25 AIG PREMIER INSURANCE COMPANY	Foreign	\$374,283,126	\$2,121,404,990	\$1,621,426,270	\$12,901,703
26 AIU INSURANCE COMPANY	Foreign	\$3,104,196,330	\$32,408,376,038	\$26,571,354,232	\$1,356,595
27 ALASKA NATIONAL INSURANCE COMPANY	Foreign	\$708,244,500	\$2,316,096,915	\$1,225,125,585	\$691,725
28 ALEA NORTH AMERICA INSURANCE COMPANY	Foreign	\$453,690,249	\$4,631,520,000	\$2,627,523,984	(\$142,652)
29 ALLEGHENY CASUALTY COMPANY	Foreign	\$22,171,287	\$23,643,908	\$65,041,240	\$9,353,764
30 ALLIANZ GLOBAL RISKS US INSURANCE COMPANY	Foreign	\$4,707,822,151	\$17,733,741,488	\$57,591,412,928	\$37,821,589
31 ALLIED PROPERTY & CASUALTY INSURANCE COMPANY	Foreign	\$140,231,104	\$1,425,071,340	\$2,781,861,780	\$4,725
32 ALLIED WORLD NATIONAL ASSURANCE COMPANY	Foreign	\$120,628,379	\$129,046,182	\$112,210,576	\$1,184,750
33 ALLIED WORLD REINSURANCE COMPANY	Foreign	\$57,681,826	\$268,343,530	\$1,058,338,468	(\$50,467)
34 ALLMERICA FINANCIAL BENEFIT INSURANCE COMPANY	Foreign	\$15,563,104	\$30,429	\$420,173,379	\$31,583,857
35 ALLSTATE FLORIDIAN INDEMNITY COMPANY	Foreign	\$17,024,088	\$64,615,120	\$207,770,288	\$59,634,305
36 ALLSTATE FLORIDIAN INSURANCE COMPANY	Foreign	\$431,687,513	\$4,500,149,780	\$4,133,600,480	\$232,964,798
37 ALLSTATE INDEMNITY COMPANY	Foreign	\$77,000,453	\$72,641,982	\$1,544,367,531	\$251,686,305
38 ALLSTATE INSURANCE COMPANY	Foreign	\$46,162,434,295	\$759,453,210,171	\$486,932,515,767	\$917,653,117
39 ALLSTATE PROPERTY & CASUALTY INSURANCE COMPANY	Foreign	\$68,884,359	\$16,484,952	\$1,498,970,946	\$787,567,272
40 ALPHA PROPERTY & CASUALTY INSURANCE COMPANY	Foreign	\$28,903,189	\$90,919,440	\$82,499,700	\$10,094,120
41 AMBAC ASSURANCE CORPORATION	Foreign	\$10,791,563,779	\$22,426,263,384	\$9,948,427,953	\$23,575,980
42 AMCOMP ASSURANCE CORPORATION	Domestic	\$264,687,583	\$2,439,292,620	\$1,531,021,125	\$5,064,343

PROPERTY & CASUALTY

AUTHORIZED FLORIDA INSURERS

FINANCIAL STATEMENT ABSTRACT

as of December 31, 2007

pursuant to Section 624.315(a), FS

source: CY2007 Annual Statement - Exhibit of Assets, Exhibit of Liabilities, Surplus and Other Funds, and Schedule T - Exhibit of Premiums Written



	Domiciliary	Assets	Liabilities	Surplus	Direct Florida Business
43 AMCOMP PREFERRED INSURANCE COMPANY	Domestic	\$423,654,658	\$247,191,498	\$176,463,160	\$58,095,407
44 AMERICAN ALTERNATIVE INSURANCE CORPORATION	Foreign	\$421,563,437	\$6,677,216,425	\$3,861,869,500	\$29,262,500
45 AMERICAN AMBASSADOR CASUALTY COMPANY	Foreign	\$9,136,524	\$1,994,763	\$25,414,809	(\$1,261)
46 AMERICAN AUTOMOBILE INSURANCE COMPANY	Foreign	\$447,529,524	\$7,023,836,932	\$5,506,989,740	\$42,793,523
47 AMERICAN BANKERS INSURANCE COMPANY OF FLORIDA	Domestic	\$1,348,064,515	\$34,103,982,150	\$13,078,275,875	\$175,642,980
48 AMERICAN CAPITAL ASSURANCE CORP.	Domestic	\$82,457,830	\$178,142,334	\$316,604,640	\$47,827,765
49 AMERICAN CASUALTY COMPANY OF READING, PENNSYLVANIA	Foreign	\$120,743,364	\$618,309	\$3,500,939,247	\$89,207,385
50 AMERICAN COASTAL INSURANCE COMPANY	Domestic	\$56,007,906	\$157,317,840	\$178,729,596	\$27,081,878
51 AMERICAN COMMERCE INSURANCE COMPANY	Foreign	\$387,941,826	\$3,392,126,486	\$2,039,059,078	\$487,858
52 AMERICAN COMPENSATION INSURANCE COMPANY	Foreign	\$130,270,403	\$83,749,180	\$46,521,225	\$135,067
53 AMERICAN CONTRACTORS INDEMNITY COMPANY	Foreign	\$248,800,804	\$556,211,100	\$190,191,312	\$2,381,771
54 AMERICAN ECONOMY INSURANCE COMPANY	Foreign	\$1,525,338,883	\$19,125,082,552	\$6,805,678,459	\$31,379,615
55 AMERICAN FAMILY HOME INSURANCE COMPANY	Domestic	\$447,224,154	\$8,013,167,240	\$3,614,660,764	\$2,126,352
56 AMERICAN FEDERATION INSURANCE COMPANY	Domestic	\$19,541,651	\$95,209,475	\$276,081,894	\$5,335,910
57 AMERICAN FIRE AND CASUALTY COMPANY	Foreign	\$37,032,712	\$28,237,419	\$749,449,512	\$3,450,711
58 AMERICAN GENERAL PROPERTY INS CO OF FLORIDA	Domestic	\$12,666,720	\$16,628,218	\$274,706,342	\$298,137
59 AMERICAN GUARANTEE AND LIABILITY INSURANCE COMPANY	Foreign	\$339,931,884	\$3,912,519,723	\$3,226,049,841	\$107,831,856
60 AMERICAN HOME ASSURANCE COMPANY	Foreign	\$28,856,269,427	\$474,304,888,002	\$160,533,039,392	\$414,337,986
61 AMERICAN INDEPENDENT INSURANCE COMPANY	Foreign	\$116,331,159	\$162,989,948	\$69,672,370	\$18,660,016
62 AMERICAN INSURANCE COMPANY (THE)	Foreign	\$1,655,051,455	\$28,960,519,835	\$19,035,972,360	\$24,831,493
63 AMERICAN INTEGRITY INSURANCE COMPANY OF FLORIDA	Domestic	\$94,489,405	\$292,586,772	\$85,370,848	\$56,645,004
64 AMERICAN INTERNATIONAL INSURANCE COMPANY	Foreign	\$1,221,895,014	\$15,385,160,304	\$6,608,949,948	\$24,093,119

PROPERTY & CASUALTY

AUTHORIZED FLORIDA INSURERS

FINANCIAL STATEMENT ABSTRACT

as of December 31, 2007

pursuant to Section 624.315(a), FS

source: CY2007 Annual Statement - Exhibit of Assets, Exhibit of Liabilities, Surplus and Other Funds, and Schedule T - Exhibit of Premiums Written



	Domiciliary	Assets	Liabilities	Surplus	Direct Florida Business
65 AMERICAN INTERNATIONAL SOUTH INSURANCE COMPANY	Foreign	\$37,913,030	\$16,215,420	\$552,480,030	\$17,421,005
66 AMERICAN INTERSTATE INSURANCE COMPANY	Foreign	\$851,627,007	\$1,221,209,580	\$482,044,434	\$15,160,573
67 AMERICAN KEYSTONE INSURANCE COMPANY	Domestic	\$7,812,187	\$12,090,590	\$26,970,350	\$2,141,512
68 AMERICAN MERCURY INSURANCE COMPANY	Foreign	\$363,632,373	\$3,122,330,757	\$1,604,890,092	\$26,183,319
69 AMERICAN MODERN HOME INSURANCE COMPANY	Foreign	\$877,724,844	\$12,497,136,897	\$5,935,084,827	\$4,112,032
70 AMERICAN MODERN INSURANCE COMPANY OF FLORIDA, INC.	Domestic	\$18,450,196	\$154,107,005	\$85,745,543	\$657,854
71 AMERICAN NATIONAL GENERAL INSURANCE COMPANY	Foreign	\$99,226,959	\$86,472,480	\$211,208,397	\$466,226
72 AMERICAN NATIONAL PROPERTY & CASUALTY COMPANY	Foreign	\$1,181,719,127	\$9,628,266,522	\$6,915,801,256	\$8,493,369
73 AMERICAN RELIABLE INSURANCE COMPANY	Foreign	\$371,216,531	\$5,066,846,603	\$1,986,267,486	\$21,171,174
74 AMERICAN ROAD INSURANCE COMPANY	Foreign	\$675,244,738	\$2,471,008,592	\$2,930,949,312	\$69,510,050
75 AMERICAN SAFETY CASUALTY INSURANCE COMPANY	Foreign	\$181,190,754	\$1,581,181,616	\$1,317,870,448	\$197,349
76 AMERICAN SECURITY INSURANCE COMPANY	Foreign	\$1,660,438,327	\$16,059,103,839	\$12,168,347,720	\$255,329,573
77 AMERICAN SERVICE INSURANCE COMPANY	Foreign	\$87,772,545	\$290,027,055	\$148,835,670	\$1,435,404
78 AMERICAN SOUTHERN HOME INSURANCE COMPANY	Domestic	\$89,902,047	\$1,706,245,814	\$631,207,408	\$29,939,342
79 AMERICAN SOUTHERN INSURANCE COMPANY	Foreign	\$99,900,837	\$1,110,378,798	\$687,836,268	\$5,818,226
80 AMERICAN STATES INSURANCE COMPANY	Foreign	\$2,069,992,619	\$35,832,352,073	\$11,777,478,164	\$50,689,667
81 AMERICAN STRATEGIC INSURANCE CORP.	Domestic	\$259,280,528	\$818,981,154	\$736,702,014	\$220,505,663
82 AMERICAN SURETY COMPANY	Foreign	\$15,352,837	\$4,626,862	\$26,078,812	\$1,071,292
83 AMERICAN TRADITIONS INSURANCE COMPANY	Domestic	\$23,316,474	\$116,738,699	\$46,476,619	\$39,023,530
84 AMERICAN VEHICLE INSURANCE COMPANY	Domestic	\$71,139,518	\$653,548,275	\$413,544,495	\$22,417,884
85 AMERICAN ZURICH INSURANCE COMPANY	Foreign	\$263,666,267	\$2,306,335,869	\$4,812,653,340	\$59,192,947
86 AMERISURE INSURANCE COMPANY	Foreign	\$607,016,108	\$11,445,711,134	\$4,336,707,674	\$77,567,995

PROPERTY & CASUALTY

AUTHORIZED FLORIDA INSURERS

FINANCIAL STATEMENT ABSTRACT

as of December 31, 2007

pursuant to Section 624.315(a), FS

source: CY2007 Annual Statement - Exhibit of Assets, Exhibit of Liabilities, Surplus and Other Funds, and Schedule T - Exhibit of Premiums Written



	Domiciliary	Assets	Liabilities	Surplus	Direct Florida Business
87 AMERISURE INSURANCE COMPANY	Foreign	\$607,016,108	\$440,219,659	\$166,796,449	\$77,567,995
88 AMERISURE MUTUAL INSURANCE COMPANY	Foreign	\$1,719,367,364	\$29,239,779,244	\$15,463,772,220	\$150,188,028
89 AMERITRUST INSURANCE CORPORATION	Foreign	\$71,155,177	\$52,166,635	\$18,988,542	\$6,737,902
90 AMEX ASSURANCE COMPANY	Foreign	\$232,390,855	\$2,601,662,850	\$4,370,062,800	\$40,430,404
91 AMGUARD INSURANCE COMPANY	Foreign	\$263,526,254	\$201,995,143	\$61,531,111	\$432,096
92 AMICA MUTUAL INSURANCE COMPANY	Foreign	\$4,077,429,748	\$21,450,644,340	\$27,478,512,636	\$122,157,705
93 ANESTHESIOLOGISTS PROFESSIONAL ASSURANCE COMPANY	Domestic	\$90,088,943	\$63,593,660	\$26,495,283	\$11,919,964
94 APOLLO CASUALTY COMPANY OF FLORIDA	Domestic	\$10,030,014	\$6,568,972	\$13,491,056	\$3,396,057
95 ARAG INSURANCE COMPANY	Foreign	\$46,912,713	\$14,586,923	\$32,325,790	\$7,744,186
96 ARCH INSURANCE COMPANY	Foreign	\$1,464,993,714	\$20,337,815,234	\$11,892,046,474	\$59,053,039
97 ARCH REINSURANCE COMPANY	Foreign	\$1,114,503,089	\$791,047,032	\$1,437,959,146	\$176
98 ARGONAUT INSURANCE COMPANY	Foreign	\$1,567,866,261	\$30,742,913,768	\$13,157,341,540	\$7,025,292
99 ARGONAUT-MIDWEST INSURANCE COMPANY	Foreign	\$74,993,581	\$491,277,978	\$858,606,462	\$3,484,094
100 ARGUS FIRE & CASUALTY INSURANCE COMPANY	Domestic	\$24,356,608	\$105,411,635	\$65,084,621	\$14,179,313
101 ARMED FORCES INSURANCE EXCHANGE	Foreign	\$147,828,181	\$746,635,910	\$731,645,900	\$10,029,797
102 ARROWOOD INDEMNITY COMPANY	Foreign	\$2,998,163,220	\$61,260,863,568	\$10,695,053,712	\$2,575,237
103 ARTISAN AND TRUCKERS CASUALTY COMPANY	Foreign	\$36,518,123	\$164,094,588	\$55,014,150	\$29,556,477
104 ASI ASSURANCE CORP.	Domestic	\$72,164,316	\$262,626,220	\$98,195,360	\$136,019,090
105 ASSOCIATED INDEMNITY CORPORATION	Foreign	\$177,620,305	\$2,961,955,724	\$2,011,412,816	\$25,368,727
106 ASSOCIATED INDUSTRIES INSURANCE COMPANY, INC.	Domestic	\$211,741,603	\$714,007,076	\$132,959,336	\$62,588,184
107 ASSOCIATION CASUALTY INSURANCE COMPANY	Foreign	\$81,847,801	\$693,068,816	\$207,256,995	\$2,509,242
108 ASSOCIATION INSURANCE COMPANY	Foreign	\$75,108,025	\$106,976,978	\$43,239,072	\$11,913,079

PROPERTY & CASUALTY

AUTHORIZED FLORIDA INSURERS

FINANCIAL STATEMENT ABSTRACT

as of December 31, 2007

pursuant to Section 624.315(a), FS

source: CY2007 Annual Statement - Exhibit of Assets, Exhibit of Liabilities, Surplus and Other Funds, and Schedule T - Exhibit of Premiums Written



	Domiciliary	Assets	Liabilities	Surplus	Direct Florida Business
109 ASSURANCE COMPANY OF AMERICA	Foreign	\$91,259,325	\$1,646,885,307	\$452,079,168	\$89,967,209
110 ASSURANCEAMERICA INSURANCE COMPANY	Foreign	\$61,111,324	\$98,299,810	\$23,922,838	\$31,475,016
111 ASSURED GUARANTY CORP.	Foreign	\$1,361,538,502	\$961,967,238	\$399,571,264	\$1,844,905
112 ATHENA ASSURANCE COMPANY	Foreign	\$198,335,316	\$5,269,184,386	\$2,267,557,622	\$35,848
113 ATLANTIC MUTUAL INSURANCE COMPANY	Foreign	\$428,678,010	\$14,406,091,858	\$1,454,994,512	\$3,017,511
114 ATLANTIC SPECIALTY INSURANCE COMPANY	Foreign	\$67,932,823	\$290,739,168	\$864,118,823	\$1,109,318
115 AUDUBON INSURANCE COMPANY	Foreign	\$91,631,298	\$689,440,528	\$593,397,644	\$2,074,890
116 AUSTIN MUTUAL INSURANCE COMPANY	Foreign	\$137,305,049	\$132,668,416	\$141,941,682	\$692,778
117 AUTO CLUB INSURANCE COMPANY OF FLORIDA	Domestic	\$6,983,536	\$1,394,715	\$47,490,037	\$37,895
118 AUTO CLUB SOUTH INSURANCE COMPANY	Domestic	\$65,931,657	\$195,317,772	\$200,272,176	\$48,396,364
119 AUTOMOBILE INSURANCE COMPANY OF HARTFORD, CT	Foreign	\$964,543,776	\$18,379,941,412	\$8,627,284,316	\$127,406
120 AUTO-OWNERS INSURANCE COMPANY	Foreign	\$9,507,238,842	\$95,946,035,204	\$122,720,458,162	\$248,592,316
121 AVEMCO INSURANCE COMPANY	Foreign	\$123,444,564	\$376,499,564	\$487,612,384	\$3,441,311
122 AXA ART INSURANCE CORPORATION	Foreign	\$69,806,330	\$32,713,228	\$37,093,102	\$2,573,760
123 AXA INSURANCE COMPANY	Foreign	\$158,152,884	\$1,197,908,900	\$1,965,148,780	\$1,767,834
124 AXA RE PROPERTY AND CASUALTY INSURANCE COMPANY	Foreign	\$62,902,377	\$648,978,592	\$546,166,571	\$1,737,786
125 AXIS INSURANCE COMPANY	Foreign	\$479,872,338	\$2,085,933,454	\$8,471,257,982	\$3,658,587
126 AXIS REINSURANCE COMPANY	Foreign	\$2,007,378,497	\$28,005,188,180	\$12,142,381,760	\$23,480,903
127 BALBOA INSURANCE COMPANY	Foreign	\$2,175,411,214	\$28,589,761,156	\$19,269,285,552	\$148,995,672
128 BANKERS INSURANCE COMPANY	Domestic	\$111,480,713	\$1,741,620,700	\$1,045,397,100	\$11,718,199
129 BANKERS STANDARD INSURANCE COMPANY	Foreign	\$297,808,031	\$4,809,767,725	\$2,635,433,050	\$3,842,346
130 BAR PLAN MUTUAL INSURANCE COMPANY (THE)	Foreign	\$62,260,246	\$38,820,859	\$23,439,387	\$95,772

PROPERTY & CASUALTY

AUTHORIZED FLORIDA INSURERS

FINANCIAL STATEMENT ABSTRACT

as of December 31, 2007

pursuant to Section 624.315(a), FS

source: CY2007 Annual Statement - Exhibit of Assets, Exhibit of Liabilities, Surplus and Other Funds, and Schedule T - Exhibit of Premiums Written



	Domiciliary	Assets	Liabilities	Surplus	Direct Florida Business
131 BCS INSURANCE COMPANY	Foreign	\$221,832,792	\$724,882,905	\$1,271,612,223	\$13,430,806
132 BEAZLEY INSURANCE COMPANY, INC.	Foreign	\$155,059,479	\$843,770,316	\$1,792,240,827	\$8,827,484
133 BENCHMARK INSURANCE COMPANY	Foreign	\$88,970,145	\$492,038,480	\$397,662,970	\$2,332,224
134 BERKLEY REGIONAL INSURANCE COMPANY	Foreign	\$2,565,873,584	\$5,734,930,608	\$1,962,690,144	\$5,683,404
135 BITUMINOUS CASUALTY CORPORATION	Foreign	\$791,538,671	\$7,790,393,220	\$4,082,686,860	\$15,569,801
136 BITUMINOUS FIRE AND MARINE INSURANCE COMPANY	Foreign	\$527,305,641	\$6,024,538,290	\$1,885,046,310	\$9,419,608
137 BOND SAFEGUARD INSURANCE COMPANY	Foreign	\$43,661,767	\$25,004,123	\$18,657,644	\$4,860,846
138 BRIDGEFIELD CASUALTY INSURANCE COMPANY	Domestic	\$122,875,928	\$165,761,510	\$79,990,346	\$47,907,622
139 BRIDGEFIELD EMPLOYERS INSURANCE COMPANY	Domestic	\$202,092,857	\$108,468,706	\$93,624,151	\$420,330,457
140 BRISTOL WEST INSURANCE COMPANY	Foreign	\$167,759,858	\$404,202,846	\$99,076,728	\$11,283,558
141 BUSINESSFIRST INSURANCE COMPANY	Domestic	\$34,423,861	\$24,079,491	\$10,344,370	\$19,300,056
142 C.P.A. INSURANCE COMPANY	Foreign	\$8,906,252	\$8,029,908	\$18,688,848	\$7,008
143 CALIFORNIA CASUALTY INDEMNITY EXCHANGE	Foreign	\$611,425,594	\$1,759,843,836	\$1,908,709,728	\$13,826,751
144 CAMICO MUTUAL INSURANCE COMPANY	Foreign	\$167,862,356	\$116,884,827	\$50,977,529	\$1,896,046
145 CAMPMED CASUALTY & INDEMNITY COMPANY, INC. OF MARYLAN	Foreign	\$33,676,384	\$95,623,912	\$39,081,624	\$2,836,107
146 CANAL INSURANCE COMPANY	Foreign	\$1,377,428,345	\$10,163,018,508	\$6,366,121,632	\$24,132,921
147 CAPACITY INSURANCE COMPANY	Domestic	\$10,709,055	\$53,265,820	\$53,824,730	\$11,705,706
148 CAPITAL CITY INSURANCE COMPANY, INC.	Foreign	\$136,104,536	\$293,453,811	\$114,859,797	\$2,373,270
149 CAPITOL INDEMNITY CORPORATION	Foreign	\$446,842,900	\$2,604,424,284	\$2,310,847,616	\$543,328
150 CAPITOL PREFERRED INSURANCE COMPANY, INC.	Domestic	\$31,041,909	\$191,620,791	\$87,756,390	\$52,175,434
151 CAROLINA CASUALTY INSURANCE COMPANY	Foreign	\$872,987,503	\$10,464,989,370	\$4,375,798,181	\$20,666,979
152 CATERPILLAR INSURANCE COMPANY	Foreign	\$203,664,383	\$2,606,533,616	\$652,096,512	\$12,408,359

PROPERTY & CASUALTY

AUTHORIZED FLORIDA INSURERS

FINANCIAL STATEMENT ABSTRACT

as of December 31, 2007

pursuant to Section 624.315(a), FS

source: CY2007 Annual Statement - Exhibit of Assets, Exhibit of Liabilities, Surplus and Other Funds, and Schedule T - Exhibit of Premiums Written



	Domiciliary	Assets	Liabilities	Surplus	Direct Florida Business
153 CATLIN INSURANCE COMPANY, INC.	Foreign	\$41,094,186	\$197,851,104	\$706,220,988	\$1,188,716
154 CENTENNIAL INSURANCE COMPANY	Foreign	\$182,974,768	\$4,027,680,288	\$363,714,144	\$1,860,116
155 CENTRAL STATES INDEMNITY COMPANY OF OMAHA	Foreign	\$259,388,340	\$292,894,632	\$1,263,435,408	\$3,193,572
156 CENTURY NATIONAL INSURANCE COMPANY	Foreign	\$586,810,947	\$1,985,644,878	\$1,535,220,804	\$722,633
157 CHARTER OAK FIRE INSURANCE COMPANY	Foreign	\$836,143,678	\$13,370,678,178	\$5,024,482,738	\$76,749,972
158 CHEROKEE INSURANCE COMPANY	Foreign	\$249,313,468	\$1,178,321,809	\$566,872,467	\$1,767,330
159 CHICAGO INSURANCE COMPANY	Foreign	\$285,938,430	\$2,763,251,640	\$2,383,640,100	\$7,673,550
160 CHUBB INDEMNITY INSURANCE COMPANY	Foreign	\$234,483,968	\$3,397,314,800	\$1,292,364,560	\$1,841,454
161 CHURCH INSURANCE COMPANY	Foreign	\$53,909,109	\$350,454,450	\$188,636,640	\$104,730
162 CHURCH MUTUAL INSURANCE COMPANY	Foreign	\$1,178,569,396	\$11,837,483,505	\$5,841,057,435	\$21,634,021
163 CIFG ASSURANCE NORTH AMERICA, INC.	Foreign	\$204,542,362	\$138,449,675	\$66,092,687	\$2,949,908
164 CIM INSURANCE CORPORATION	Foreign	\$17,418,551	\$22,701,186	\$81,810,114	(\$16,528)
165 CINCINNATI CASUALTY COMPANY	Foreign	\$331,941,900	\$748,441,064	\$3,898,745,536	\$897,416
166 CINCINNATI INDEMNITY COMPANY	Foreign	\$77,505,672	\$232,961,720	\$1,317,151,720	\$61,242
167 CINCINNATI INSURANCE COMPANY	Foreign	\$10,019,658,449	\$119,962,677,219	\$90,450,150,189	\$122,264,018
168 CLARENDON NATIONAL INSURANCE COMPANY	Foreign	\$950,458,111	\$14,299,090,960	\$12,313,736,176	\$1,181,659
169 CLARENDON SELECT INSURANCE COMPANY	Domestic	\$16,021,098	\$21,948,921	\$410,620,725	(\$53,279)
170 CMG MORTGAGE ASSURANCE COMPANY	Foreign	\$9,308,403	\$2,009,288	\$7,299,115	\$2,920
171 CMG MORTGAGE INSURANCE COMPANY	Foreign	\$335,861,636	\$258,849,771	\$77,011,865	\$5,269,286
172 COLONIAL AMERICAN CASUALTY AND SURETY COMPANY	Foreign	\$37,682,896	\$239,004,882	\$439,287,246	\$6,931,103
173 COLONIAL SURETY COMPANY	Foreign	\$26,919,940	\$49,581,111	\$31,178,709	\$285,161
174 COLONY NATIONAL INSURANCE COMPANY	Foreign	\$388,334,754	\$4,052,923,042	\$1,383,763,514	(\$2,138)

PROPERTY & CASUALTY

AUTHORIZED FLORIDA INSURERS

FINANCIAL STATEMENT ABSTRACT

as of December 31, 2007

pursuant to Section 624.315(a), FS

source: CY2007 Annual Statement - Exhibit of Assets, Exhibit of Liabilities, Surplus and Other Funds, and Schedule T - Exhibit of Premiums Written



	Domiciliary	Assets	Liabilities	Surplus	Direct Florida Business
175 COLONY SPECIALTY INSURANCE COMPANY	Foreign	\$214,392,324	\$1,762,315,478	\$596,000,086	\$169,369
176 COMMERCE AND INDUSTRY INSURANCE COMPANY	Foreign	\$8,622,519,611	\$118,691,712,520	\$53,758,679,700	\$137,486,888
177 COMMERCIAL INSURANCE ALLIANCE, A RECIPROCAL INSURANC	Domestic	\$1,352,739	\$4,393,452	\$5,075,721	\$1,229,751
178 COMMONWEALTH INSURANCE COMPANY OF AMERICA	Foreign	\$50,063,406	\$56,919,478	\$43,207,334	\$515,448
179 COMP OPTIONS INSURANCE COMPANY, INC.	Domestic	\$57,805,721	\$33,248,868	\$24,556,853	\$40,917,189
180 COMPANION PROPERTY AND CASUALTY INSURANCE COMPANY	Foreign	\$456,666,485	\$6,722,177,198	\$3,324,485,472	\$39,453,707
181 CONTINENTAL CASUALTY COMPANY	Foreign	\$38,899,575,941	\$977,650,007,968	\$267,136,422,144	\$292,237,769
182 CONTINENTAL HERITAGE INSURANCE COMPANY	Foreign	\$8,163,924	\$10,614,715	\$30,204,905	\$1,041,676
183 CONTINENTAL INDEMNITY COMPANY	Foreign	\$37,263,996	\$337,497,660	\$221,462,280	\$588,466
184 CONTINENTAL INSURANCE COMPANY	Foreign	\$4,258,804,305	\$61,293,314,768	\$57,953,205,772	\$104,618,475
185 CONTRACTORS BONDING & INSURANCE COMPANY	Foreign	\$214,519,446	\$381,303,573	\$262,254,765	\$2,488,129
186 COOPERATIVA DE SEGUROS MULTIPLES DE PUERTO RICO, INC.	Foreign	\$513,200,716	\$807,248,892	\$732,352,443	\$13,337,073
187 CORAL INSURANCE COMPANY	Domestic	\$15,862,344	\$8,717,640	\$7,144,704	\$35,702,804
188 CORNERSTONE NATIONAL INSURANCE COMPANY	Foreign	\$47,649,551	\$242,276,902	\$91,269,955	\$13,846,444
189 COTTON STATES MUTUAL INSURANCE COMPANY	Foreign	\$219,637,955	\$2,695,176,504	\$1,258,306,686	\$43,991,240
190 COURTESY INSURANCE COMPANY	Domestic	\$431,035,495	\$2,358,022,880	\$1,090,261,080	\$137,560,624
191 CRUM & FORSTER INDEMNITY COMPANY	Foreign	\$35,998,886	\$187,518,680	\$100,472,408	\$4,925,667
192 CUMIS INSURANCE SOCIETY, INC.	Foreign	\$1,301,742,579	\$15,074,148,389	\$9,658,960,612	\$28,430,300
193 CYPRESS PROPERTY & CASUALTY INSURANCE COMPANY	Domestic	\$100,604,410	\$585,450,492	\$621,802,440	\$75,581,653
194 DAILY UNDERWRITERS OF AMERICA	Foreign	\$32,419,565	\$58,303,310	\$103,794,515	\$2,079,187
195 DAIMLERCHRYSLER INSURANCE COMPANY	Foreign	\$218,492,687	\$2,278,028,544	\$1,217,854,448	\$7,789,587
196 DAIRYLAND INSURANCE COMPANY	Foreign	\$1,183,285,026	\$7,228,093,520	\$4,604,756,760	\$43,944,331

PROPERTY & CASUALTY

AUTHORIZED FLORIDA INSURERS

FINANCIAL STATEMENT ABSTRACT

as of December 31, 2007

pursuant to Section 624.315(a), FS

source: CY2007 Annual Statement - Exhibit of Assets, Exhibit of Liabilities, Surplus and Other Funds, and Schedule T - Exhibit of Premiums Written



	Domiciliary	Assets	Liabilities	Surplus	Direct Florida Business
197 DARWIN NATIONAL ASSURANCE COMPANY	Foreign	\$585,943,013	\$5,507,147,085	\$3,281,998,125	\$4,574,593
198 DEALERS ASSURANCE COMPANY	Foreign	\$64,032,623	\$252,389,599	\$195,838,762	\$483,609
199 DEERBROOK INSURANCE COMPANY	Foreign	\$21,312,330	\$617,340	\$42,007,320	\$11,143,678
200 DELOS INSURANCE COMPANY	Foreign	\$462,981,753	\$2,296,983,789	\$1,869,851,988	\$426,963
201 DEVELOPERS SURETY AND INDEMNITY COMPANY	Foreign	\$129,733,301	\$65,328,439	\$64,404,862	\$7,320,988
202 DIAMOND STATE INSURANCE COMPANY	Foreign	\$184,591,153	\$1,277,986,460	\$2,413,836,580	\$4,177,157
203 DIRECT GENERAL INSURANCE COMPANY	Foreign	\$373,762,435	\$4,236,028,326	\$2,491,695,504	\$180,042,219
204 DISCOVER PROPERTY & CASUALTY INSURANCE COMPANY	Foreign	\$112,954,277	\$1,331,451,860	\$927,633,680	\$21,307,118
205 DOCTORS' COMPANY, AN INTERINSURANCE EXCHANGE (THE)	Foreign	\$2,099,948,790	\$3,887,408,928	\$2,412,437,442	\$46,767,524
206 EASTGUARD INSURANCE COMPANY	Foreign	\$79,438,988	\$61,255,198	\$18,183,790	\$9,856,568
207 ECONOMY FIRE AND CASUALTY COMPANY	Foreign	\$360,127,518	\$443,171,490	\$10,360,654,020	\$14
208 ECONOMY PREMIER ASSURANCE COMPANY	Foreign	\$34,141,445	\$2,306,271	\$373,249,613	\$11,996,855
209 EDISON INSURANCE COMPANY	Domestic	\$26,263,468	\$56,318,874	\$22,471,530	\$52,558,615
210 ELECTRIC INSURANCE COMPANY	Foreign	\$1,246,018,444	\$11,362,550,212	\$4,835,689,547	\$23,004,659
211 EMC PROPERTY & CASUALTY COMPANY	Foreign	\$123,512,984	\$1,064,819,360	\$911,388,384	(\$77,662)
212 EMPIRE FIRE AND MARINE INSURANCE COMPANY	Foreign	\$196,843,506	\$2,986,097,331	\$1,147,616,295	\$56,008,964
213 EMPLOYERS COMPENSATION INSURANCE COMPANY	Foreign	\$1,469,143,071	\$1,133,812,945	\$335,330,126	\$134,478
214 EMPLOYERS FIRE INSURANCE COMPANY	Foreign	\$101,248,632	\$1,191,653,680	\$1,643,308,016	\$6,733,479
215 EMPLOYERS INSURANCE COMPANY OF WAUSAU	Foreign	\$4,077,177,589	\$75,026,671,713	\$35,057,123,190	\$21,873,625
216 EMPLOYERS MUTUAL CASUALTY COMPANY	Foreign	\$2,151,774,292	\$25,110,991,380	\$17,924,494,460	\$1,836,625
217 ENCOMPASS FLORIDIAN INDEMNITY COMPANY	Foreign	\$5,898,604	\$2,606,282	\$38,683,946	\$14,987,975
218 ENCOMPASS FLORIDIAN INSURANCE COMPANY	Foreign	\$6,683,271	\$8,097,726	\$38,685,171	\$37,145,515

PROPERTY & CASUALTY

AUTHORIZED FLORIDA INSURERS

FINANCIAL STATEMENT ABSTRACT

as of December 31, 2007

pursuant to Section 624.315(a), FS

source: CY2007 Annual Statement - Exhibit of Assets, Exhibit of Liabilities, Surplus and Other Funds, and Schedule T - Exhibit of Premiums Written



	Domiciliary	Assets	Liabilities	Surplus	Direct Florida Business
219 ENCOMPASS INDEMNITY COMPANY	Foreign	\$22,448,513	\$8,019,984	\$351,156,224	\$21,641,458
220 EQUITY INSURANCE COMPANY	Foreign	\$56,625,006	\$57,754,770	\$55,495,242	\$10,258,511
221 ESURANCE INSURANCE COMPANY	Foreign	\$440,125,532	\$4,135,424,865	\$1,586,207,038	\$126,696,376
222 EULER HERMES AMERICAN CREDIT INDEMNITY COMPANY	Foreign	\$362,072,586	\$189,962,968	\$172,109,618	\$14,032,368
223 EVEREST NATIONAL INSURANCE COMPANY	Foreign	\$448,436,421	\$4,316,783,440	\$2,858,199,280	\$54,003,000
224 EVERGREEN NATIONAL INDEMNITY COMPANY	Foreign	\$47,278,396	\$111,725,439	\$219,223,333	\$1,583,682
225 EXCESS SHARE INSURANCE CORPORATION	Foreign	\$59,945,880	\$84,323,266	\$35,568,494	\$219,395
226 EXECUTIVE RISK INDEMNITY INC.	Foreign	\$2,603,966,536	\$53,500,711,740	\$24,618,284,340	\$16,733,291
227 EXPLORER INSURANCE COMPANY	Foreign	\$148,780,581	\$423,318,964	\$171,802,136	\$5,979,877
228 FACTORY MUTUAL INSURANCE COMPANY	Foreign	\$9,961,924,333	\$46,105,583,436	\$63,475,584,227	\$106,457,327
229 FAIRFIELD INSURANCE COMPANY	Foreign	\$28,693,378	\$179,239,683	\$423,321,255	(\$290,349)
230 FAIRMONT PREMIER INSURANCE COMPANY	Foreign	\$206,927,583	\$595,378,980	\$3,543,172,680	\$679,181
231 FAIRMONT SPECIALTY INSURANCE COMPANY	Foreign	\$228,131,046	\$1,956,610,633	\$2,377,879,241	\$451,001
232 FARMINGTON CASUALTY COMPANY	Foreign	\$981,914,275	\$13,472,635,064	\$5,183,736,161	\$22,934
233 FARMLAND MUTUAL INSURANCE COMPANY	Foreign	\$331,323,576	\$2,883,225,312	\$2,417,951,904	\$256,811
234 FCCI ADVANTAGE INSURANCE COMPANY	Domestic	\$5,455,952	\$2,249,988	\$68,677,388	\$975,871
235 FCCI COMMERCIAL INSURANCE COMPANY	Domestic	\$12,463,514	(\$34,180,211)	\$196,205,893	\$92,833,625
236 FCCI INSURANCE COMPANY	Domestic	\$1,407,347,101	\$15,788,621,344	\$6,728,932,272	\$208,742,675
237 FEDERAL INSURANCE COMPANY	Foreign	\$29,671,057,233	\$386,259,190,941	\$296,175,125,418	\$438,513,294
238 FEDERATED MUTUAL INSURANCE COMPANY	Foreign	\$3,905,197,221	\$40,295,098,901	\$33,903,648,317	\$75,096,123
239 FEDERATED NATIONAL INSURANCE COMPANY	Domestic	\$91,523,370	\$532,770,687	\$290,939,643	\$100,868,685
240 FEDERATED RURAL ELECTRIC INSURANCE EXCHANGE	Foreign	\$312,997,956	\$2,369,289,054	\$1,073,688,462	\$6,620,307

PROPERTY & CASUALTY

AUTHORIZED FLORIDA INSURERS

FINANCIAL STATEMENT ABSTRACT

as of December 31, 2007

pursuant to Section 624.315(a), FS

source: CY2007 Annual Statement - Exhibit of Assets, Exhibit of Liabilities, Surplus and Other Funds, and Schedule T - Exhibit of Premiums Written



	Domiciliary	Assets	Liabilities	Surplus	Direct Florida Business
241 FEDERATED SERVICE INSURANCE COMPANY	Foreign	\$363,174,413	\$4,105,848,619	\$2,068,116,419	\$328,357
242 FFVA MUTUAL INSURANCE COMPANY	Domestic	\$254,555,431	\$141,804,850	\$112,750,581	\$86,528,007
243 FIDELITY AND DEPOSIT COMPANY OF MARYLAND	Foreign	\$315,360,399	\$3,213,329,224	\$5,616,761,948	\$51,750,008
244 FIDELITY AND GUARANTY INSURANCE COMPANY	Foreign	\$28,322,909	\$180,731,360	\$385,726,800	\$10,869,216
245 FIDELITY AND GUARANTY INSURANCE UNDERWRITERS INC.	Foreign	\$88,404,254	\$1,395,795,300	\$814,311,050	\$276,356
246 FIDELITY FIRE & CASUALTY COMPANY	Domestic	\$17,377,235	\$19,973,475	\$32,158,230	\$22,289,397
247 FIDELITY NATIONAL INSURANCE COMPANY	Foreign	\$281,772,157	\$1,961,673,363	\$1,701,364,678	\$32,311,838
248 FIDELITY NATIONAL PROPERTY AND CASUALTY INSURANCE CO	Foreign	\$95,753,057	\$371,983,080	\$1,064,312,775	\$163,110,498
249 FINANCIAL CASUALTY & SURETY, INC.	Foreign	\$15,924,025	\$10,111,714	\$21,736,336	\$3,329
250 FINANCIAL GUARANTY INSURANCE COMPANY	Foreign	\$4,298,781,176	\$16,151,489,668	\$1,043,635,036	\$19,533,024
251 FINANCIAL SECURITY ASSURANCE INC	Foreign	\$4,289,263,705	\$7,980,972,375	\$4,886,818,740	\$18,182,437
252 FIREMAN'S FUND INSURANCE COMPANY	Foreign	\$9,982,460,921	\$219,735,804,839	\$89,720,483,712	\$177,827,571
253 FIRST ACCEPTANCE INSURANCE COMPANY, INC.	Foreign	\$241,149,029	\$260,101,648	\$222,196,410	\$48,102,882
254 FIRST AMERICAN PROPERTY & CASUALTY INSURANCE COMPAN	Foreign	\$83,446,786	\$598,121,552	\$737,027,040	\$1,051,698
255 FIRST COLONIAL INSURANCE COMPANY	Domestic	\$379,568,851	\$3,591,366,268	\$1,722,597,632	\$17,057,913
256 FIRST COMMERCIAL INSURANCE COMPANY	Domestic	\$102,049,558	\$1,191,070,695	\$339,672,675	\$60,928,323
257 FIRST COMMERCIAL TRANSPORTATION AND PROPERTY INSURA	Domestic	\$17,170,004	\$152,101,460	\$88,278,596	\$9,189,341
258 FIRST COMMUNITY INSURANCE COMPANY	Domestic	\$51,512,804	\$332,953,740	\$182,174,300	\$50,259,296
259 FIRST FINANCIAL INSURANCE COMPANY	Foreign	\$503,718,942	\$3,283,940,505	\$4,271,843,625	\$58,949
260 FIRST FLORIDIAN AUTO AND HOME INSURANCE COMPANY	Domestic	\$450,742,118	\$2,566,994,903	\$2,391,168,395	\$241,399,608
261 FIRST GUARD INSURANCE COMPANY	Foreign	\$11,115,342	\$1,612,576	\$20,618,108	\$1,075,212
262 FIRST HOME INSURANCE COMPANY	Domestic	\$68,050,094	\$75,839,916	\$196,360,460	\$22,400,229

PROPERTY & CASUALTY

AUTHORIZED FLORIDA INSURERS

FINANCIAL STATEMENT ABSTRACT

as of December 31, 2007

pursuant to Section 624.315(a), FS

source: CY2007 Annual Statement - Exhibit of Assets, Exhibit of Liabilities, Surplus and Other Funds, and Schedule T - Exhibit of Premiums Written



	Domiciliary	Assets	Liabilities	Surplus	Direct Florida Business
263 FIRST LIBERTY INSURANCE CORPORATION (THE)	Foreign	\$47,641,180	\$595,713,432	\$500,033,708	\$121,123,448
264 FIRST NATIONAL INSURANCE COMPANY OF AMERICA	Foreign	\$254,088,224	\$4,661,088,016	\$1,945,205,808	\$34,786,045
265 FIRST NONPROFIT INSURANCE COMPANY	Foreign	\$107,979,339	\$592,760,146	\$595,012,583	\$229,185
266 FIRST PROFESSIONALS INSURANCE COMPANY, INC	Domestic	\$669,092,678	\$2,170,078,380	\$1,175,385,010	\$158,790,408
267 FIRST PROTECTIVE INSURANCE COMPANY	Domestic	\$26,347,480	\$82,139,850	\$75,945,030	\$107,071,418
268 FIRST SEALORD SURETY, INC.	Foreign	\$12,788,242	\$959,016	\$11,829,226	\$6,414,914
269 FLORIDA DOCTORS INSURANCE COMPANY	Domestic	\$36,918,604	\$53,790,096	\$20,047,112	\$8,507,573
270 FLORIDA FAMILY INSURANCE COMPANY	Domestic	\$71,838,900	\$364,316,925	\$138,555,375	\$108,524,910
271 FLORIDA FARM BUREAU CASUALTY INSURANCE COMPANY	Domestic	\$397,725,770	\$1,514,175,033	\$1,269,905,357	\$103,524,253
272 FLORIDA FARM BUREAU GENERAL INSURANCE COMPANY	Domestic	\$5,242,713	\$835,584	\$88,290,537	\$152,011,447
273 FLORIDA HOSPITALITY MUTUAL INSURANCE COMPANY	Domestic	\$134,914,516	\$85,630,665	\$49,283,851	\$40,712,135
274 FLORIDA LAWYERS MUTUAL INSURANCE COMPANY	Domestic	\$52,740,071	\$31,590,186	\$21,149,885	\$14,072,494
275 FLORIDA PENINSULA INSURANCE COMPANY	Domestic	\$122,771,331	\$268,987,700	\$222,097,624	\$84,465,261
276 FLORIDA SELECT INSURANCE COMPANY	Domestic	\$14,211,373	\$271,269,911	(\$114,944,808)	(\$18,851,258)
277 FLORISTS' INSURANCE COMPANY	Foreign	\$11,899,921	\$85,999,852	\$187,698,331	\$2,212,162
278 FLORISTS' MUTUAL INSURANCE COMPANY	Foreign	\$162,666,034	\$2,126,164,540	\$1,127,156,140	\$5,065,336
279 FOREMOST INSURANCE COMPANY	Foreign	\$1,902,835,939	\$37,329,316,287	\$17,852,925,944	\$58,098,103
280 FOREMOST PROPERTY AND CASUALTY INSURANCE COMPANY	Foreign	\$39,517,517	\$409,291,150	\$262,506,639	\$35,037,305
281 FOREMOST SIGNATURE INSURANCE COMPANY	Foreign	\$56,900,753	\$195,285,125	\$89,218,640	\$1,865,091
282 FORTRESS INSURANCE COMPANY	Foreign	\$49,394,526	\$28,479,207	\$20,915,319	\$2,571,542
283 FRANK WINSTON CRUM INSURANCE, INC.	Domestic	\$72,020,344	\$58,885,846	\$13,134,498	\$7,300,469
284 FRANKENMUTH MUTUAL INSURANCE COMPANY	Foreign	\$981,110,916	\$12,672,170,931	\$7,931,158,326	\$208,130

PROPERTY & CASUALTY

AUTHORIZED FLORIDA INSURERS

FINANCIAL STATEMENT ABSTRACT

as of December 31, 2007

pursuant to Section 624.315(a), FS

source: CY2007 Annual Statement - Exhibit of Assets, Exhibit of Liabilities, Surplus and Other Funds, and Schedule T - Exhibit of Premiums Written



	Domiciliary	Assets	Liabilities	Surplus	Direct Florida Business
285 GARRISON PROPERTY AND CASUALTY INSURANCE COMPANY	Foreign	\$109,348,537	\$639,109,152	\$345,027,681	\$12,058,253
286 GATEWAY INSURANCE COMPANY	Foreign	\$37,135,260	\$249,489,468	\$196,133,652	\$2,291,840
287 GEICO CASUALTY COMPANY	Foreign	\$245,726,724	\$253,297,830	\$238,155,618	\$116,007,936
288 GEICO GENERAL INSURANCE COMPANY	Foreign	\$153,862,251	\$1,626,108,519	\$1,604,998,752	\$810,354,827
289 GEICO INDEMNITY COMPANY	Foreign	\$4,514,020,517	\$13,433,887,810	\$9,136,214,775	\$392,332,432
290 GENERAL CASUALTY COMPANY OF WISCONSIN	Foreign	\$1,558,130,280	\$13,016,104,608	\$11,913,979,872	\$1,014,369
291 GENERAL FIDELITY INSURANCE COMPANY	Foreign	\$718,084,766	\$5,140,052,527	\$7,067,388,495	\$6,610,976
292 GENERAL INSURANCE COMPANY OF AMERICA	Foreign	\$2,432,373,782	\$49,626,712,962	\$16,047,379,152	\$16,739,862
293 GENERAL STAR NATIONAL INSURANCE COMPANY	Foreign	\$536,820,566	\$6,394,242,708	\$4,878,989,178	\$2,590,908
294 GENERALI - U. S. BRANCH	Foreign	\$70,640,283	\$492,933,450	\$566,670,795	\$759,603
295 GENESIS INSURANCE COMPANY	Foreign	\$217,517,284	\$1,930,313,873	\$2,202,514,523	\$1,285,479
296 GENWORTH MORTGAGE INSURANCE CORPORATION	Foreign	\$2,817,420,406	\$2,573,921,381	\$243,499,025	\$66,552,097
297 GENWORTH MORTGAGE INSURANCE CORPORATION OF NORTH	Foreign	\$275,212,575	\$224,077,114	\$51,135,461	\$1,610
298 GENWORTH RESIDENTIAL MORTGAGE INSURANCE CORPORATIO	Foreign	\$111,054,991	\$1,072,003,982	\$482,765,892	\$5,211,026
299 GEORGIA CASUALTY AND SURETY COMPANY	Foreign	\$64,194,803	\$738,456,183	\$352,855,468	\$2,475,752
300 GERLING AMERICA INSURANCE COMPANY	Foreign	\$173,854,801	\$580,360,627	\$636,623,001	\$1,689,575
301 GMAC INSURANCE COMPANY ONLINE, INC.	Foreign	\$11,261,016	\$1,604,568	\$20,917,464	\$399,825
302 GOVERNMENT EMPLOYEES INSURANCE COMPANY	Foreign	\$12,908,294,425	\$124,862,611,872	\$81,670,098,928	\$322,322,648
303 GRAMERCY INSURANCE COMPANY	Foreign	\$32,364,807	\$106,314,900	\$87,873,942	\$183,589
304 GRANADA INSURANCE COMPANY	Domestic	\$31,911,784	\$288,203,955	\$126,649,757	\$29,696,570
305 GRANITE STATE INSURANCE COMPANY	Foreign	\$45,303,759	\$246,053,892	\$705,325,047	\$26,976,498
306 GRAPHIC ARTS MUTUAL INSURANCE COMPANY	Foreign	\$128,532,903	\$1,449,225,630	\$864,366,624	\$247,817

PROPERTY & CASUALTY

AUTHORIZED FLORIDA INSURERS

FINANCIAL STATEMENT ABSTRACT

as of December 31, 2007

pursuant to Section 624.315(a), FS

source: CY2007 Annual Statement - Exhibit of Assets, Exhibit of Liabilities, Surplus and Other Funds, and Schedule T - Exhibit of Premiums Written



	Domiciliary	Assets	Liabilities	Surplus	Direct Florida Business
307 GRAY INSURANCE COMPANY (THE)	Foreign	\$331,734,016	\$1,158,882,800	\$499,787,280	\$2,766,754
308 GREAT AMERICAN ALLIANCE INSURANCE COMPANY	Foreign	\$26,467,799	\$441,950	\$661,253,025	\$885,327
309 GREAT AMERICAN ASSURANCE COMPANY	Foreign	\$16,385,873	\$318,724	\$458,485,720	\$48,211,239
310 GREAT AMERICAN INSURANCE COMPANY	Foreign	\$5,358,846,081	\$123,969,318,773	\$42,154,909,738	\$48,587,322
311 GREAT AMERICAN INSURANCE COMPANY OF NEW YORK	Foreign	\$56,999,564	\$1,111,752	\$1,537,876,476	\$73,630,203
312 GREAT AMERICAN SPIRIT INSURANCE COMPANY	Foreign	\$18,641,854	\$725,463	\$502,604,595	\$19,518
313 GREAT DIVIDE INSURANCE COMPANY	Foreign	\$141,635,703	\$2,344,282,000	\$2,046,424,793	\$5,433,385
314 GREAT NORTHERN INSURANCE COMPANY	Foreign	\$1,519,598,704	\$20,615,821,884	\$6,736,954,788	\$11,705,290
315 GREAT WEST CASUALTY COMPANY	Foreign	\$1,595,042,049	\$7,854,043,904	\$3,311,250,439	\$720,133
316 GREENWICH INSURANCE COMPANY	Foreign	\$816,605,745	\$8,988,082,920	\$7,344,031,980	\$34,155,281
317 GUARANTEE COMPANY OF NORTH AMERICA USA (THE)	Foreign	\$167,995,812	\$58,236,979	\$109,758,833	\$1,357,144
318 GUARANTEE INSURANCE COMPANY	Domestic	\$108,548,876	\$1,780,983,905	\$281,444,720	\$49,694,032
319 GUIDEONE AMERICA INSURANCE COMPANY	Foreign	\$12,838,537	\$90,201,147	\$205,085,204	\$3,107,994
320 GUIDEONE ELITE INSURANCE COMPANY	Foreign	\$27,682,778	\$146,605,260	\$268,636,410	\$14,917,088
321 GUIDEONE MUTUAL INSURANCE COMPANY	Foreign	\$1,020,087,622	\$15,431,309,937	\$8,030,705,369	\$37,349,033
322 GUIDEONE SPECIALTY MUTUAL INSURANCE COMPANY	Foreign	\$228,584,573	\$3,059,355,053	\$1,283,751,834	\$4,206,815
323 GULFSTREAM PROPERTY AND CASUALTY INSURANCE COMPANY	Domestic	\$59,029,476	\$272,160,483	\$141,045,849	\$68,927,722
324 HANOVER AMERICAN INSURANCE COMPANY (THE)	Foreign	\$15,352,768	\$214,084	\$199,371,900	\$13,652,185
325 HANOVER INSURANCE COMPANY (THE)	Foreign	\$4,330,777,214	\$50,623,682,498	\$31,661,084,568	\$48,976,775
326 HARBOR POINT REINSURANCE U.S., INC.	Foreign	\$523,197,920	\$234,528,525	\$7,613,440,275	(\$389)
327 HARBOR SPECIALTY INSURANCE COMPANY	Foreign	\$144,408,657	\$2,205,488,430	\$393,867,396	(\$536,952)
328 HARCO NATIONAL INSURANCE COMPANY	Foreign	\$421,386,270	\$4,798,928,900	\$3,628,796,500	\$3,583,932

PROPERTY & CASUALTY

AUTHORIZED FLORIDA INSURERS

FINANCIAL STATEMENT ABSTRACT

as of December 31, 2007

pursuant to Section 624.315(a), FS

source: CY2007 Annual Statement - Exhibit of Assets, Exhibit of Liabilities, Surplus and Other Funds, and Schedule T - Exhibit of Premiums Written



	Domiciliary	Assets	Liabilities	Surplus	Direct Florida Business
329 HARLEYSVILLE MUTUAL INSURANCE COMPANY	Foreign	\$1,559,613,958	\$6,664,635,896	\$5,812,275,768	\$18,849,879
330 HARLEYSVILLE-ATLANTIC INSURANCE COMPANY	Foreign	\$186,161,435	\$4,998,893,140	\$1,889,079,955	\$1,314,012
331 HARTFORD ACCIDENT AND INDEMNITY COMPANY	Foreign	\$12,046,553,794	\$235,032,191,251	\$114,317,868,775	\$11,264,025
332 HARTFORD CASUALTY INSURANCE COMPANY	Foreign	\$2,164,551,152	\$33,596,952,768	\$24,845,928,336	\$61,419,516
333 HARTFORD FIRE INSURANCE COMPANY	Foreign	\$26,570,549,450	\$351,720,446,569	\$418,825,487,481	\$152,397,050
334 HARTFORD INSURANCE COMPANY OF THE MIDWEST	Foreign	\$325,940,157	\$2,698,307,808	\$5,124,255,960	\$239,836,913
335 HARTFORD INSURANCE COMPANY OF THE SOUTHEAST	Foreign	\$189,440,712	\$2,793,528,550	\$1,942,489,250	\$43,474,932
336 HARTFORD STEAM BOILER INSPECTION & INS. COMPANY	Foreign	\$1,321,168,259	\$4,209,740,766	\$5,038,437,047	\$9,067,392
337 HARTFORD STEAM BOILER INSPECTION AND INSURANCE CO. OF	Foreign	\$95,497,865	\$208,985,612	\$173,005,848	\$6,995
338 HARTFORD UNDERWRITERS INSURANCE COMPANY	Foreign	\$1,551,801,541	\$24,271,487,379	\$17,627,154,228	\$88,321,999
339 HEALTH CARE INDEMNITY, INC.	Foreign	\$2,001,123,912	\$3,740,123,151	\$2,263,248,585	\$8,063,874
340 HEALTHCARE UNDERWRITERS GROUP OF FLORIDA	Domestic	\$34,370,085	\$19,166,626	\$15,203,459	\$10,345,345
341 HERITAGE CASUALTY INSURANCE COMPANY	Foreign	\$115,662,766	\$494,695,980	\$1,240,245,510	\$451,426
342 HERITAGE INDEMNITY COMPANY	Foreign	\$174,138,802	\$750,898,722	\$468,072,892	\$3,149,933
343 HIGHMARK CASUALTY INSURANCE COMPANY.	Foreign	\$208,238,574	\$242,809,042	\$173,668,106	\$783,309
344 HILLCREST INSURANCE COMPANY	Domestic	\$19,641,418	\$79,464,189	\$58,025,737	\$27,672,144
345 HISCOX INSURANCE COMPANY INC.	Foreign	\$60,002,692	\$46,678,940	\$253,334,520	\$3,061,256
346 HOME POINTE INSURANCE COMPANY	Domestic	\$17,802,342	\$19,402,232	\$123,016,504	\$20,998,947
347 HOMEOWNERS CHOICE PROPERTY & CASUALTY INSURANCE CO	Domestic	\$36,327,522	\$49,788,736	\$20,866,310	\$5,535,090
348 HOMESITE INSURANCE COMPANY OF FLORIDA	Domestic	\$13,208,112	\$24,447,728	\$81,217,168	\$3,280,390
349 HOMEWISE INSURANCE COMPANY, INC.	Domestic	\$13,635,171	\$15,791,092	\$38,749,592	\$21,766,628
350 HOMEWISE PREFERRED INSURANCE COMPANY	Domestic	\$56,189,032	\$195,360,140	\$85,585,020	\$53,262,340

PROPERTY & CASUALTY

AUTHORIZED FLORIDA INSURERS

FINANCIAL STATEMENT ABSTRACT

as of December 31, 2007

pursuant to Section 624.315(a), FS

source: CY2007 Annual Statement - Exhibit of Assets, Exhibit of Liabilities, Surplus and Other Funds, and Schedule T - Exhibit of Premiums Written



	Domiciliary	Assets	Liabilities	Surplus	Direct Florida Business
351 HORACE MANN INSURANCE COMPANY	Foreign	\$392,234,427	\$3,648,783,255	\$2,234,733,150	\$15,239,442
352 HOUSING AUTHORITY PROPERTY INSURANCE, A MUTUAL COMP	Foreign	\$150,617,527	\$626,023,908	\$729,533,835	\$1,058,861
353 HUDSON INSURANCE COMPANY	Foreign	\$390,766,359	\$5,142,596,126	\$2,281,964,695	\$12,848,734
354 ICAT SPECIALTY INSURANCE COMPANY	Domestic	\$19,771,894	\$12,424,668	\$27,119,120	\$18,429,115
355 IDS PROPERTY CASUALTY INSURANCE COMPANY	Foreign	\$991,211,450	\$3,968,455,372	\$2,970,024,778	\$29,470,141
356 ILLINOIS NATIONAL INSURANCE COMPANY	Foreign	\$65,271,147	\$120,372,450	\$858,694,755	\$61,536,845
357 INDEMNITY INSURANCE COMPANY OF NORTH AMERICA	Foreign	\$383,170,359	\$7,270,778,538	\$3,074,821,155	\$30,065,053
358 INDIANA LUMBERMENS MUTUAL INSURANCE COMPANY	Foreign	\$129,487,372	\$1,456,768,692	\$874,004,004	\$454,607
359 INFINITY ASSURANCE INSURANCE COMPANY	Foreign	\$6,707,797	\$7,692,286	\$39,262,293	\$1,439,280
360 INFINITY AUTO INSURANCE COMPANY	Foreign	\$12,147,193	\$8,402,208	\$40,186,564	\$93,501,839
361 INFINITY CASUALTY INSURANCE COMPANY	Foreign	\$8,454,895	\$2,222,694	\$14,687,096	\$4,431,798
362 INFINITY INDEMNITY INSURANCE COMPANY	Foreign	\$6,874,797	\$6,595,134	\$34,653,648	\$38,856,248
363 INFINITY INSURANCE COMPANY	Foreign	\$1,541,076,203	\$21,354,063,080	\$9,467,460,980	\$3,951,811
364 INFINITY PREMIER INSURANCE COMPANY	Foreign	\$6,885,282	\$2,199,572	\$11,570,992	\$184,413
365 INFINITY SELECT INSURANCE COMPANY	Foreign	\$7,010,053	\$2,269,038	\$11,751,068	\$6,898,247
366 INFINITY SPECIALTY INSURANCE COMPANY	Foreign	\$9,735,947	\$5,498,245	\$43,181,490	\$2,492,943
367 INFINITY STANDARD INSURANCE COMPANY	Foreign	\$31,248,416	\$132,736,956	\$54,753,540	\$4,165,982
368 INSURANCE COMPANY OF NORTH AMERICA	Foreign	\$712,620,871	\$12,946,716,702	\$6,294,046,815	\$7,531,101
369 INSURANCE COMPANY OF THE STATE OF PENNSYLVANIA	Foreign	\$4,806,873,596	\$63,943,009,614	\$41,808,209,498	\$154,063,629
370 INSURANCE COMPANY OF THE WEST	Foreign	\$874,009,661	\$8,364,419,620	\$9,115,773,600	\$9,444,313
371 INTEGON GENERAL INSURANCE CORPORATION	Foreign	\$50,710,529	\$163,846,240	\$647,522,224	\$13,123,755
372 INTEGON INDEMNITY CORPORATION	Foreign	\$100,301,277	\$914,425,087	\$790,696,622	\$48,942,856

PROPERTY & CASUALTY

AUTHORIZED FLORIDA INSURERS

FINANCIAL STATEMENT ABSTRACT

as of December 31, 2007

pursuant to Section 624.315(a), FS

source: CY2007 Annual Statement - Exhibit of Assets, Exhibit of Liabilities, Surplus and Other Funds, and Schedule T - Exhibit of Premiums Written



	Domiciliary	Assets	Liabilities	Surplus	Direct Florida Business
373 INTEGON NATIONAL INSURANCE COMPANY	Foreign	\$183,702,385	\$2,758,254,282	\$1,099,495,803	\$13,323,789
374 INTERNATIONAL FIDELITY INSURANCE COMPANY	Foreign	\$170,693,907	\$253,083,465	\$258,998,256	\$7,823,985
375 INTERSTATE INDEMNITY COMPANY	Foreign	\$147,418,598	\$1,663,311,936	\$1,579,897,220	(\$117,414)
376 INTREPID INSURANCE COMPANY	Foreign	\$41,202,186	\$16,379,181	\$24,823,005	\$14,887,973
377 JEWELERS MUTUAL INSURANCE COMPANY	Foreign	\$197,766,868	\$627,962,192	\$954,172,752	\$10,778,869
378 KEMPER INDEPENDENCE INSURANCE COMPANY	Foreign	\$117,388,594	\$675,528,532	\$146,191,626	\$1,630,445
379 KEY RISK INSURANCE COMPANY	Foreign	\$73,587,606	\$50,392,781	\$23,194,825	\$711,671
380 LANCER INSURANCE COMPANY	Foreign	\$615,903,056	\$8,338,094,890	\$2,132,257,062	\$7,221,264
381 LAURIER INDEMNITY COMPANY	Foreign	\$26,728,030	\$89,279,919	\$151,272,333	\$80,432
382 LEXINGTON NATIONAL INSURANCE CORPORATION	Foreign	\$45,739,934	\$32,453,696	\$13,286,238	\$2,039,200
383 LEXON INSURANCE COMPANY	Foreign	\$77,468,824	\$80,190,562	\$74,747,086	\$3,248,279
384 LIBERTY AMERICAN INSURANCE COMPANY	Domestic	\$35,068,546	\$52,441,932	\$157,969,344	\$9,308,235
385 LIBERTY AMERICAN SELECT INSURANCE COMPANY	Domestic	\$30,041,780	\$33,778,428	\$146,472,252	\$32,378,583
386 LIBERTY INSURANCE CORPORATION	Foreign	\$1,198,834,163	\$14,192,234,984	\$6,187,945,770	\$88,563,403
387 LIBERTY INSURANCE UNDERWRITERS INC.	Foreign	\$148,455,198	\$1,240,167,480	\$1,728,936,480	\$7,115,416
388 LIBERTY MUTUAL FIRE INSURANCE COMPANY	Foreign	\$3,565,128,451	\$57,284,335,746	\$21,148,490,176	\$501,822,961
389 LIBERTY MUTUAL INSURANCE COMPANY	Foreign	\$34,829,204,572	\$529,135,806,214	\$271,935,898,942	\$199,585,895
390 LINCOLN GENERAL INSURANCE COMPANY	Foreign	\$409,209,434	\$5,211,923,402	\$2,563,055,844	\$70,065,025
391 LION INSURANCE COMPANY	Domestic	\$452,278,473	\$5,182,675,797	\$696,944,352	\$12,980,330
392 LM INSURANCE CORPORATION	Foreign	\$71,238,882	\$1,133,238,194	\$434,017,210	\$16,241,017
393 LUMBERMEN'S UNDERWRITING ALLIANCE	Foreign	\$361,641,423	\$3,531,648,904	\$1,531,331,018	\$5,989,513
394 LYNDON PROPERTY INSURANCE COMPANY	Foreign	\$475,549,680	\$4,966,670,280	\$2,166,574,920	\$22,730,863

PROPERTY & CASUALTY

AUTHORIZED FLORIDA INSURERS

FINANCIAL STATEMENT ABSTRACT

as of December 31, 2007

pursuant to Section 624.315(a), FS

source: CY2007 Annual Statement - Exhibit of Assets, Exhibit of Liabilities, Surplus and Other Funds, and Schedule T - Exhibit of Premiums Written



	Domiciliary	Assets	Liabilities	Surplus	Direct Florida Business
395 LYNDON SOUTHERN INSURANCE COMPANY	Foreign	\$17,256,849	\$86,514,828	\$120,567,360	\$11,879,582
396 MACHINERY INS. INC., AN ASSESSABLE MUTUAL INSURER	Domestic	\$2,217,108	\$1,057,860	\$5,593,464	\$418,794
397 MADISON INSURANCE COMPANY	Foreign	\$6,238,287	\$2,467,190	\$59,915,680	(\$105,800)
398 MAG MUTUAL INSURANCE COMPANY	Foreign	\$1,303,016,466	\$5,819,057,040	\$1,999,041,756	\$77,622,395
399 MAJESTIC INSURANCE COMPANY	Foreign	\$258,525,142	\$390,699,000	\$126,351,284	\$13,218
400 MANUFACTURERS ALLIANCE INSURANCE COMPANY	Foreign	\$197,303,062	\$1,372,497,310	\$600,533,310	\$1,649,428
401 MAPFRE INSURANCE COMPANY OF FLORIDA	Domestic	\$42,958,568	\$313,390,980	\$288,028,972	\$20,542,567
402 MARKEL AMERICAN INSURANCE COMPANY	Foreign	\$402,770,476	\$5,369,747,472	\$1,880,121,096	\$26,051,114
403 MARKEL INSURANCE COMPANY	Foreign	\$643,454,318	\$11,702,538,166	\$2,453,456,830	\$15,999,792
404 MARYLAND CASUALTY COMPANY	Foreign	\$584,716,035	\$4,725,659,250	\$10,476,957,686	\$100,238,619
405 MASSACHUSETTS BAY INSURANCE COMPANY	Foreign	\$45,270,613	\$9,159,680	\$715,170,128	\$22,598,586
406 MBIA INSURANCE CORPORATION	Foreign	\$11,410,224,019	\$23,241,517,017	\$10,989,155,040	\$41,053,006
407 MEDICAL ASSURANCE COMPANY, INC. (THE)	Foreign	\$1,848,736,930	\$2,590,520,762	\$1,106,953,098	\$585,766
408 MEDICAL PROTECTIVE COMPANY (THE)	Foreign	\$1,805,155,499	\$2,330,904,312	\$1,279,406,686	\$16,477,596
409 MEDMARC CASUALTY INSURANCE COMPANY	Foreign	\$111,430,803	\$1,595,468,496	\$1,078,870,776	\$7,884,201
410 MEMIC INDEMNITY COMPANY	Foreign	\$135,196,685	\$80,008,001	\$55,188,684	\$14,254
411 MENDOTA INSURANCE COMPANY	Foreign	\$55,641,923	\$224,285,166	\$165,208,295	\$30,083,024
412 MERASTAR INSURANCE COMPANY	Foreign	\$24,840,658	\$172,189,170	\$200,420,700	\$5,811,800
413 MERCHANTS BONDING COMPANY (MUTUAL)	Foreign	\$74,775,969	\$72,595,857	\$151,732,050	\$4,202,736
414 MERCURY INSURANCE COMPANY OF FLORIDA	Domestic	\$59,089,336	\$159,492,718	\$254,132,634	\$182,015,269
415 MERITPLAN INSURANCE COMPANY	Foreign	\$140,323,388	\$1,035,238,162	\$929,289,270	\$7,509,262
416 METROPOLITAN CASUALTY INSURANCE COMPANY	Foreign	\$48,711,456	\$6,643,650	\$285,625,092	\$155,765,115

PROPERTY & CASUALTY

AUTHORIZED FLORIDA INSURERS

FINANCIAL STATEMENT ABSTRACT

as of December 31, 2007

pursuant to Section 624.315(a), FS

source: CY2007 Annual Statement - Exhibit of Assets, Exhibit of Liabilities, Surplus and Other Funds, and Schedule T - Exhibit of Premiums Written



	Domiciliary	Assets	Liabilities	Surplus	Direct Florida Business
417 METROPOLITAN GENERAL INSURANCE COMPANY	Foreign	\$31,204,857	\$5,051,160	\$182,177,988	\$16,231,113
418 METROPOLITAN GROUP PROPERTY AND CASUALTY INS. CO.	Foreign	\$390,155,438	\$1,129,604,710	\$2,771,949,660	\$90,516
419 METROPOLITAN PROPERTY AND CASUALTY INSURANCE CO	Foreign	\$5,333,546,608	\$38,584,886,439	\$20,084,126,326	\$20,683,734
420 MGA INSURANCE COMPANY, INC.	Foreign	\$208,701,797	\$1,014,084,342	\$864,231,831	\$90,287,800
421 MGIC INDEMNITY CORPORATION	Foreign	\$23,532,106	\$476,417	\$23,055,689	\$15,436
422 MIC GENERAL INSURANCE CORPORATION	Foreign	\$45,651,519	\$685,229,811	\$273,452,088	\$6,146,977
423 MIC PROPERTY & CASUALTY INS. CORP.	Foreign	\$148,901,819	\$2,060,247,400	\$917,788,980	\$40,875,538
424 MICHIGAN CONSTRUCTION INDUSTRY MUTUAL INSURANCE COM	Foreign	\$125,898,648	\$80,726,741	\$45,171,907	\$9,740,399
425 MID-CONTINENT CASUALTY COMPANY	Foreign	\$882,270,320	\$4,405,510,696	\$2,652,651,856	\$74,807,894
426 MIDDLESEX INSURANCE COMPANY	Foreign	\$644,473,962	\$7,427,394,630	\$4,173,136,668	\$4,928,562
427 MIDWEST EMPLOYERS CASUALTY COMPANY	Foreign	\$326,072,294	\$394,220,574	\$257,924,014	\$14,532,211
428 MINNESOTA LAWYERS MUTUAL INSURANCE COMPANY	Foreign	\$108,023,921	\$52,977,016	\$55,046,905	\$16,017
429 MITSUI SUMITOMO INSURANCE COMPANY OF AMERICA	Foreign	\$674,579,746	\$10,591,751,988	\$4,923,582,170	\$3,481,473
430 MITSUI SUMITOMO INSURANCE USA INC.	Foreign	\$105,629,668	\$1,258,825,719	\$1,170,656,645	\$790,914
431 MODERN SERVICE INSURANCE COMPANY	Foreign	\$25,838,983	\$14,297,945	\$114,896,970	\$106
432 MODERN USA INSURANCE COMPANY	Domestic	\$16,632,336	\$21,803,082	\$94,623,270	\$2,659,054
433 MORTGAGE GUARANTY INSURANCE CORPORATION	Foreign	\$7,110,368,721	\$5,851,838,701	\$1,258,530,020	\$143,512,980
434 MOTORS INSURANCE CORPORATION	Foreign	\$6,601,523,161	\$70,771,570,155	\$28,251,277,260	\$4,891,254
435 NATIONAL AMERICAN INSURANCE COMPANY	Foreign	\$140,881,643	\$1,359,481,620	\$753,743,025	\$607,941
436 NATIONAL AMERICAN INSURANCE COMPANY OF CALIFORNIA	Foreign	\$35,861,247	\$378,558,972	\$266,943,474	\$10,462
437 NATIONAL CASUALTY COMPANY	Foreign	\$185,511,172	\$1,310,999,040	\$1,657,179,712	\$32,943,540
438 NATIONAL CONTINENTAL INSURANCE COMPANY	Foreign	\$185,470,777	\$1,088,303,208	\$395,463,008	\$2,185

PROPERTY & CASUALTY

AUTHORIZED FLORIDA INSURERS

FINANCIAL STATEMENT ABSTRACT

as of December 31, 2007

pursuant to Section 624.315(a), FS

source: CY2007 Annual Statement - Exhibit of Assets, Exhibit of Liabilities, Surplus and Other Funds, and Schedule T - Exhibit of Premiums Written



	Domiciliary	Assets	Liabilities	Surplus	Direct Florida Business
439 NATIONAL FIRE AND INDEMNITY EXCHANGE	Foreign	\$12,302,883	\$43,172,941	\$42,947,233	\$1,552,934
440 NATIONAL FIRE INSURANCE COMPANY OF HARTFORD	Foreign	\$221,702,391	\$1,010,948,062	\$5,418,421,277	\$22,111,460
441 NATIONAL GENERAL ASSURANCE COMPANY	Foreign	\$39,571,378	\$38,813,548	\$40,329,208	\$40,080,418
442 NATIONAL GENERAL INSURANCE COMPANY	Foreign	\$100,678,448	\$471,004,992	\$334,422,592	\$333,922
443 NATIONAL GROUP INSURANCE COMPANY	Domestic	\$7,056,307	\$16,145,790	\$54,417,280	\$6,413,470
444 NATIONAL INDEMNITY COMPANY	Foreign	\$74,163,534,479	\$733,049,960,758	\$676,057,194,343	\$5,759
445 NATIONAL INDEMNITY COMPANY OF THE SOUTH	Domestic	\$197,710,815	\$1,440,347,984	\$1,723,025,056	\$31,131,641
446 NATIONAL INSURANCE COMPANY	Foreign	\$138,260,670	\$1,365,887,872	\$846,282,848	\$2,350,870
447 NATIONAL INTERSTATE INSURANCE COMPANY	Foreign	\$694,674,348	\$7,685,591,190	\$2,734,524,015	\$20,358,273
448 NATIONAL LIABILITY AND FIRE INSURANCE COMPANY	Foreign	\$1,203,062,035	\$2,869,468,900	\$3,145,841,275	\$7,741,246
449 NATIONAL SECURITY FIRE & CASUALTY COMPANY	Foreign	\$70,812,647	\$293,525,992	\$272,975,184	\$132,609
450 NATIONAL SPECIALTY INSURANCE COMPANY	Foreign	\$28,485,174	\$418,820,928	\$492,704,640	\$9,537,007
451 NATIONAL SURETY CORPORATION	Foreign	\$585,417,525	\$10,626,631,675	\$6,350,476,550	\$16,206,368
452 NATIONAL TRUST INSURANCE COMPANY	Foreign	\$7,996,786	(\$104,906,895)	\$224,858,685	\$25,570,989
453 NATIONAL UNION FIRE INSURANCE CO. OF PITTSBURGH, PA	Foreign	\$34,575,350,644	\$560,458,912,950	\$303,924,853,150	\$336,861,366
454 NATIONWIDE AGRIBUSINESS INSURANCE COMPANY	Foreign	\$90,015,279	\$521,405,820	\$828,823,365	\$5,757,215
455 NATIONWIDE ASSURANCE COMPANY	Foreign	\$83,269,468	\$19,796,206	\$146,742,730	\$6,939,643
456 NATIONWIDE GENERAL INSURANCE COMPANY	Foreign	\$59,801,708	\$107,485,080	\$71,920,044	\$106,985,834
457 NATIONWIDE INSURANCE COMPANY OF AMERICA	Foreign	\$134,108,410	\$951,829,400	\$1,730,338,800	(\$1,101)
458 NATIONWIDE INSURANCE COMPANY OF FLORIDA	Foreign	\$601,042,749	\$5,074,799,408	\$3,339,799,078	\$255,756,430
459 NATIONWIDE MUTUAL FIRE INSURANCE COMPANY	Foreign	\$4,330,933,799	\$56,757,834,700	\$51,515,510,275	\$382,739,530
460 NATIONWIDE MUTUAL INSURANCE COMPANY	Foreign	\$29,520,738,919	\$399,504,201,184	\$249,952,055,034	\$104,138,481

PROPERTY & CASUALTY

AUTHORIZED FLORIDA INSURERS

FINANCIAL STATEMENT ABSTRACT

as of December 31, 2007

pursuant to Section 624.315(a), FS

source: CY2007 Annual Statement - Exhibit of Assets, Exhibit of Liabilities, Surplus and Other Funds, and Schedule T - Exhibit of Premiums Written



	Domiciliary	Assets	Liabilities	Surplus	Direct Florida Business
461 NATIONWIDE PROPERTY AND CASUALTY INSURANCE COMPANY	Foreign	\$103,617,981	\$1,428,072,015	\$540,669,624	\$12,921,491
462 NAVIGATORS INSURANCE COMPANY	Foreign	\$1,594,942,247	\$13,211,567,343	\$7,522,681,868	\$15,999,444
463 NCMIC INSURANCE COMPANY	Foreign	\$512,752,071	\$692,296,608	\$333,207,534	\$4,233,141
464 NEW HAMPSHIRE INDEMNITY COMPANY INC.	Foreign	\$303,460,596	\$2,615,518,139	\$1,329,469,609	\$88,551,376
465 NEW HAMPSHIRE INSURANCE COMPANY	Foreign	\$4,452,304,207	\$70,909,103,178	\$31,493,893,583	\$136,547,594
466 NEW YORK MARINE AND GENERAL INSURANCE COMPANY	Foreign	\$593,599,166	\$2,817,201,065	\$1,337,993,097	\$8,617,076
467 NGM INSURANCE COMPANY	Domestic	\$1,817,113,917	\$25,148,468,142	\$13,010,924,115	\$436,358
468 NIPPONKOA INSURANCE COMPANY, LIMITED (US BRANCH)	Foreign	\$227,267,046	\$3,223,256,180	\$1,322,084,720	\$29,068
469 NORGUARD INSURANCE COMPANY	Foreign	\$353,870,224	\$268,261,223	\$85,609,001	\$3,694,775
470 NORTH AMERICAN SPECIALTY INSURANCE COMPANY	Foreign	\$459,892,079	\$4,543,448,721	\$5,114,284,938	\$10,217,813
471 NORTH POINTE CASUALTY INSURANCE COMPANY	Domestic	\$45,796,056	\$721,200,213	\$515,293,299	\$27,870,804
472 NORTH POINTE INSURANCE COMPANY	Foreign	\$107,742,349	\$1,037,808,960	\$578,326,275	\$14,011,147
473 NORTH RIVER INSURANCE COMPANY	Foreign	\$971,070,060	\$16,036,639,946	\$14,066,531,914	\$22,011,031
474 NORTHBROOK INDEMNITY COMPANY	Foreign	\$39,547,597	\$5,651,780	\$785,300,160	\$5,695,041
475 NORTHERN ASSURANCE COMPANY OF AMERICA	Foreign	\$321,109,435	\$3,802,637,178	\$4,867,317,567	\$23,251,543
476 NORTHERN CAPITAL INSURANCE COMPANY	Domestic	\$35,563,166	\$220,483,285	\$170,711,541	\$56,019,026
477 NORTHERN INSURANCE COMPANY OF NEW YORK	Foreign	\$61,645,069	\$709,530,074	\$646,661,444	\$17,379,873
478 NORTHLAND INSURANCE COMPANY	Foreign	\$1,216,632,016	\$11,660,388,958	\$11,455,619,365	\$17,640,439
479 NOVA CASUALTY COMPANY	Foreign	\$139,944,217	\$1,413,305,595	\$1,245,634,566	\$22,647,174
480 OCCIDENTAL FIRE AND CASUALTY COMPANY OF NC	Foreign	\$256,414,474	\$1,566,125,552	\$2,536,506,032	\$13,394,689
481 OCEAN HARBOR CASUALTY INSURANCE COMPANY	Domestic	\$96,745,899	\$725,477,588	\$338,727,301	\$67,408,485
482 OHIO CASUALTY INSURANCE COMPANY	Foreign	\$4,581,054,663	\$64,492,453,600	\$27,128,639,740	\$33,119,252

PROPERTY & CASUALTY

AUTHORIZED FLORIDA INSURERS

FINANCIAL STATEMENT ABSTRACT

as of December 31, 2007

pursuant to Section 624.315(a), FS

source: CY2007 Annual Statement - Exhibit of Assets, Exhibit of Liabilities, Surplus and Other Funds, and Schedule T - Exhibit of Premiums Written



	Domiciliary	Assets	Liabilities	Surplus	Direct Florida Business
483 OHIO FARMERS INSURANCE COMPANY	Foreign	\$1,588,895,038	\$7,441,160,422	\$29,103,425,452	\$622,680
484 OHIO INDEMNITY COMPANY	Foreign	\$110,764,578	\$656,995,390	\$450,650,390	\$1,273,451
485 OHIO SECURITY INSURANCE COMPANY	Foreign	\$13,257,805	\$22,363	\$251,875,951	\$1,262,482
486 OLD DOMINION INSURANCE COMPANY	Domestic	\$28,408,903	\$10,058,600	\$558,119,460	\$92,710,095
487 OLD REPUBLIC GENERAL INSURANCE CORPORATION	Foreign	\$991,315,714	\$11,460,758,352	\$4,400,293,072	\$19,344,944
488 OLD REPUBLIC INSURANCE COMPANY	Foreign	\$2,427,802,795	\$41,982,770,664	\$23,567,904,801	\$64,969,322
489 OLD REPUBLIC SURETY COMPANY	Foreign	\$99,113,070	\$106,857,028	\$91,369,112	\$4,276,909
490 OLD UNITED CASUALTY COMPANY	Foreign	\$365,925,468	\$1,760,602,536	\$1,166,801,208	\$3,603,684
491 OLYMPUS INSURANCE COMPANY	Domestic	\$74,156,248	\$243,352,176	\$349,897,808	\$30,485,914
492 OMEGA INSURANCE COMPANY	Domestic	\$25,737,100	\$161,465,664	\$147,379,536	\$43,405,992
493 OMNI INDEMNITY COMPANY	Foreign	\$72,042,703	\$169,949,372	\$118,221,440	\$4,053,524
494 OMNI INSURANCE COMPANY	Foreign	\$164,277,547	\$177,868,122	\$150,686,972	\$494,822
495 ONEBEACON AMERICA INSURANCE COMPANY	Foreign	\$904,285,713	\$14,136,890,220	\$12,991,681,170	\$6,257,066
496 ONEBEACON INSURANCE COMPANY	Foreign	\$3,494,072,143	\$40,792,331,030	\$36,077,256,116	\$373,861
497 OWNERS INSURANCE COMPANY	Foreign	\$2,371,220,207	\$31,925,399,751	\$17,870,224,596	\$64,591,886
498 PACIFIC EMPLOYERS INSURANCE COMPANY	Foreign	\$2,385,907,661	\$40,593,184,392	\$16,668,599,472	\$412,925
499 PACIFIC INDEMNITY COMPANY	Foreign	\$5,636,175,867	\$75,866,250,040	\$36,857,267,300	\$42,458,234
500 PACIFIC SPECIALTY INSURANCE COMPANY	Foreign	\$257,815,574	\$2,172,793,050	\$2,467,887,282	\$736,546
501 PACO ASSURANCE COMPANY, INC.	Foreign	\$42,006,203	\$40,867,648	\$43,144,758	\$1,948,322
502 PARIS RE AMERICA INSURANCE COMPANY	Foreign	\$55,752,790	\$26,413,457	\$363,856,073	(\$37,078)
503 PATHFINDER INSURANCE COMPANY	Foreign	\$10,656,372	\$6,011,196	\$25,957,920	\$79
504 PATRIOT GENERAL INSURANCE COMPANY	Foreign	\$22,168,482	\$16,821,600	\$315,705,630	\$6,524,367

PROPERTY & CASUALTY

AUTHORIZED FLORIDA INSURERS

FINANCIAL STATEMENT ABSTRACT

as of December 31, 2007

pursuant to Section 624.315(a), FS

source: CY2007 Annual Statement - Exhibit of Assets, Exhibit of Liabilities, Surplus and Other Funds, and Schedule T - Exhibit of Premiums Written



	Domiciliary	Assets	Liabilities	Surplus	Direct Florida Business
505 PEACHTREE CASUALTY INSURANCE COMPANY	Domestic	\$10,682,519	\$8,100,890	\$13,264,148	\$7,448,195
506 PEAK PROPERTY AND CASUALTY INSURANCE CORP.	Foreign	\$24,987,288	\$166,835,340	\$207,973,980	\$10,724,643
507 PEERLESS INSURANCE COMPANY	Foreign	\$6,025,003,036	\$100,203,299,922	\$32,346,766,870	\$56,237
508 PEGASUS INSURANCE COMPANY, INC.	Foreign	\$11,252,518	\$12,970,713	\$20,786,832	\$6,396,738
509 PENN MILLERS INSURANCE COMPANY	Foreign	\$183,665,199	\$2,258,798,636	\$863,509,747	\$2,850,251
510 PENNSYLVANIA GENERAL INSURANCE COMPANY	Foreign	\$472,682,136	\$4,520,632,864	\$3,042,281,312	\$1,691
511 PENNSYLVANIA LUMBERMENS MUTUAL INSURANCE COMPANY	Foreign	\$312,921,426	\$3,015,854,325	\$1,677,967,050	\$18,909,791
512 PENNSYLVANIA MANUFACTURERS' ASSOCIATION INS. CO.	Foreign	\$678,818,526	\$9,896,540,409	\$4,358,648,637	\$18,803,440
513 PENNSYLVANIA MANUFACTURERS INDEMNITY COMPANY	Foreign	\$205,695,955	\$1,379,097,880	\$677,861,670	\$2,917,344
514 PENNSYLVANIA NATIONAL MUTUAL CASUALTY INSURANCE CO	Foreign	\$1,059,354,947	\$14,246,981,057	\$10,118,182,724	\$431,273
515 PERMANENT GENERAL ASSURANCE CORPORATION	Foreign	\$220,086,491	\$291,381,662	\$148,791,320	\$13,914,775
516 PETROLEUM CASUALTY COMPANY	Foreign	\$19,945,492	\$7,173,290	\$12,772,202	\$112,067
517 PHILADELPHIA INDEMNITY INSURANCE COMPANY	Foreign	\$3,328,324,362	\$36,707,679,199	\$19,873,834,938	\$109,050,664
518 PHOENIX INDEMNITY INSURANCE COMPANY	Foreign	\$170,102,960	\$495,944,084	\$184,467,756	\$2,093,155
519 PHOENIX INSURANCE COMPANY	Foreign	\$3,569,463,726	\$57,499,458,216	\$28,167,671,208	\$76,989,582
520 PHYSICIANS INSURANCE COMPANY	Domestic	\$16,870,729	\$10,068,861	\$6,801,868	\$9,561,732
521 PHYSICIANS PREFERRED INSURANCE COMPANY	Domestic	\$33,522,641	\$23,619,330	\$9,903,311	\$15,040,577
522 PLATTE RIVER INSURANCE COMPANY	Foreign	\$156,431,613	\$2,557,534,254	\$883,961,232	\$3,801,358
523 PMI MORTGAGE INSURANCE CO.	Foreign	\$3,682,586,137	\$3,187,128,826	\$495,457,311	\$80,148,655
524 PODIATRY INSURANCE COMPANY OF AMERICA, A MUTUAL COMP	Foreign	\$266,390,266	\$185,602,778	\$80,787,488	\$7,158,414
525 PONCE DE LEON LTC RISK RETENTION GROUP, INC.	Domestic	\$19,239,189	\$22,625,308	\$15,853,070	\$6,392,776
526 PRAETORIAN INSURANCE COMPANY	Foreign	\$1,290,261,499	\$22,389,460,128	\$12,447,600,345	\$28,619,857

PROPERTY & CASUALTY

AUTHORIZED FLORIDA INSURERS

FINANCIAL STATEMENT ABSTRACT

as of December 31, 2007

pursuant to Section 624.315(a), FS

source: CY2007 Annual Statement - Exhibit of Assets, Exhibit of Liabilities, Surplus and Other Funds, and Schedule T - Exhibit of Premiums Written



	Domiciliary	Assets	Liabilities	Surplus	Direct Florida Business
527 PREFERRED PROFESSIONAL INSURANCE COMPANY	Foreign	\$305,143,829	\$1,119,009,930	\$711,853,044	\$1,909,734
528 PREMIER GROUP INSURANCE COMPANY	Foreign	\$47,811,776	\$23,116,886	\$24,694,890	\$3,576,291
529 PRIVILEGE UNDERWRITERS RECIPROCAL EXCHANGE	Domestic	\$59,393,434	\$61,618,620	\$294,741,984	\$18,359,276
530 PRODUCERS AGRICULTURE INSURANCE COMPANY	Foreign	\$103,102,226	\$210,442,674	\$98,864,004	\$15,862,483
531 PROFESSIONALS DIRECT INSURANCE COMPANY	Foreign	\$44,980,190	\$30,015,513	\$14,964,677	\$1,277,641
532 PROGRESSIVE AMERICAN INSURANCE COMPANY	Domestic	\$343,124,556	\$1,259,717,298	\$799,030,038	\$584,959,483
533 PROGRESSIVE CASUALTY INSURANCE COMPANY	Foreign	\$4,772,594,188	\$52,780,906,485	\$18,808,006,335	\$2,954,174
534 PROGRESSIVE EXPRESS INSURANCE COMPANY	Domestic	\$306,327,048	\$1,287,816,102	\$550,146,186	\$543,329,056
535 PROGRESSIVE SELECT INSURANCE COMPANY	Domestic	\$231,608,193	\$649,595,852	\$276,836,920	\$498,877,119
536 PROGRESSIVE SOUTHEASTERN INSURANCE COMPANY	Foreign	\$123,302,974	\$642,085,632	\$344,338,160	\$2,135
537 PRONATIONAL INSURANCE COMPANY	Foreign	\$1,138,600,579	\$1,783,601,126	\$493,600,032	\$40,276,063
538 PROPERTY & CASUALTY INSURANCE COMPANY OF HARTFORD	Foreign	\$209,501,417	\$2,234,574,760	\$1,955,453,580	\$135,778,024
539 PROTECTIVE INSURANCE COMPANY	Foreign	\$619,784,943	\$3,902,280,165	\$5,394,493,980	\$1,167,094
540 PROVIDENCE PROPERTY & CASUALTY INSURANCE COMPANY	Foreign	\$86,257,151	\$780,100,944	\$254,984,868	\$10,928,885
541 PROVIDENCE WASHINGTON INSURANCE COMPANY	Foreign	\$172,683,292	\$3,122,943,082	\$848,772,634	(\$142)
542 QBE INSURANCE CORPORATION	Foreign	\$469,671,150	\$10,783,061,975	\$5,655,428,275	\$120,252,891
543 QUANTA INDEMNITY COMPANY	Foreign	\$231,835,213	\$2,210,133,120	\$1,267,395,075	(\$658,434)
544 RADIAN ASSET ASSURANCE INC.	Foreign	\$2,529,830,714	\$2,784,901,344	\$2,274,760,086	\$1,338,739
545 RADIAN GUARANTY, INC.	Foreign	\$3,995,042,265	\$3,877,760,869	\$117,281,396	\$90,711,987
546 RANCHERS AND FARMERS INSURANCE COMPANY	Foreign	\$8,977,425	\$8,009,553	\$18,922,725	\$2,099
547 REDLAND INSURANCE COMPANY	Foreign	\$170,634,752	\$2,589,053,472	\$1,506,180,576	\$32,580,055
548 REGENT INSURANCE COMPANY	Foreign	\$280,617,060	\$4,290,139,590	\$1,883,435,752	\$1,478,530

PROPERTY & CASUALTY

AUTHORIZED FLORIDA INSURERS

FINANCIAL STATEMENT ABSTRACT

as of December 31, 2007

pursuant to Section 624.315(a), FS

source: CY2007 Annual Statement - Exhibit of Assets, Exhibit of Liabilities, Surplus and Other Funds, and Schedule T - Exhibit of Premiums Written



	Domiciliary	Assets	Liabilities	Surplus	Direct Florida Business
549 REPUBLIC MORTGAGE INSURANCE COMPANY	Foreign	\$1,811,359,352	\$1,690,511,133	\$120,848,219	\$46,050,768
550 RESPONSE INSURANCE COMPANY	Foreign	\$96,160,249	\$450,324,160	\$1,088,239,824	\$8,341,965
551 RESPONSE WORLDWIDE DIRECT AUTO INSURANCE COMPANY	Foreign	\$47,159,961	\$256,415,520	\$120,864,168	\$18,612,003
552 RESPONSE WORLDWIDE INSURANCE COMPANY	Foreign	\$68,764,964	\$837,980,046	\$399,789,306	\$4,256,416
553 RIVERPORT INSURANCE COMPANY	Foreign	\$78,344,251	\$644,062,335	\$531,101,415	\$979,822
554 RLI INDEMNITY COMPANY	Foreign	\$41,511,305	\$59,983,716	\$479,663,249	\$126,786
555 RLI INSURANCE COMPANY	Foreign	\$1,351,885,102	\$9,598,092,432	\$12,032,069,200	\$26,665,308
556 ROCHE SURETY AND CASUALTY COMPANY, INC.	Domestic	\$16,004,102	\$69,904,114	\$42,124,600	\$1,127,010
557 ROCKWOOD CASUALTY INSURANCE COMPANY	Foreign	\$245,719,676	\$1,479,847,203	\$731,629,881	\$4,082,208
558 ROYAL PALM INSURANCE COMPANY	Domestic	\$243,117,765	\$363,607,164	\$122,628,366	\$256,184,704
559 RSUI INDEMNITY COMPANY	Foreign	\$2,499,798,495	\$14,157,548,780	\$10,840,436,170	\$11,427,348
560 RURAL COMMUNITY INSURANCE COMPANY	Foreign	\$3,085,387,732	\$5,540,635,036	\$630,140,428	\$1,126,900
561 SAFE HARBOR INSURANCE COMPANY	Domestic	\$12,580,634	\$30,329,715	\$32,573,455	\$9,178,831
562 SAFECO INSURANCE COMPANY OF AMERICA	Foreign	\$4,067,248,117	\$87,173,210,421	\$22,642,488,738	\$64,415,450
563 SAFECO INSURANCE COMPANY OF ILLINOIS	Foreign	\$671,062,138	\$971,128,306	\$370,995,970	\$114,946,861
564 SAFETY FIRST INSURANCE COMPANY	Foreign	\$15,460,265	\$8,581,710	\$37,799,085	\$21,402
565 SAFETY NATIONAL CASUALTY CORPORATION	Foreign	\$1,778,544,979	\$15,787,121,820	\$5,555,417,928	\$5,701,827
566 SAFEWAY PROPERTY INSURANCE COMPANY	Foreign	\$30,221,879	\$50,307,060	\$40,358,577	\$38,657,660
567 SCOTTSDALE INDEMNITY COMPANY	Foreign	\$22,195,240	\$71,534,565	\$261,394,035	\$1,729,329
568 SEABOARD SURETY COMPANY	Foreign	\$154,528,452	\$141,252,564	\$785,918,148	\$72,375
569 SEABRIGHT INSURANCE COMPANY	Foreign	\$675,195,528	\$9,634,083,186	\$5,895,413,958	\$9,852,465
570 SECURITY FIRST INSURANCE COMPANY	Domestic	\$46,798,610	\$47,460,108	\$46,137,112	\$100,449,814

PROPERTY & CASUALTY

AUTHORIZED FLORIDA INSURERS

FINANCIAL STATEMENT ABSTRACT

as of December 31, 2007

pursuant to Section 624.315(a), FS

source: CY2007 Annual Statement - Exhibit of Assets, Exhibit of Liabilities, Surplus and Other Funds, and Schedule T - Exhibit of Premiums Written



	Domiciliary	Assets	Liabilities	Surplus	Direct Florida Business
571 SECURITY NATIONAL INSURANCE COMPANY	Domestic	\$90,455,506	\$307,424,204	\$54,397,820	\$132,803,927
572 SELECTIVE INSURANCE COMPANY OF THE SOUTHEAST	Foreign	\$322,346,033	\$3,667,708,800	\$1,167,481,695	\$41,776,854
573 SEMINOLE CASUALTY INSURANCE COMPANY	Domestic	\$44,014,512	\$352,813,668	\$175,360,476	\$42,950,976
574 SENECA INSURANCE COMPANY, INC.	Foreign	\$318,435,422	\$3,623,544,169	\$2,426,728,849	\$2,529,680
575 SENTINEL INSURANCE COMPANY, LTD.	Foreign	\$369,702,005	\$1,340,027,220	\$6,054,012,880	\$32,277,899
576 SENTRY INSURANCE A MUTUAL COMPANY	Foreign	\$5,525,349,588	\$65,266,087,250	\$78,393,002,012	\$16,197,360
577 SENTRY SELECT INSURANCE COMPANY	Foreign	\$654,865,660	\$10,443,262,128	\$5,273,513,712	\$33,734,600
578 SERVICE INSURANCE COMPANY	Domestic	\$22,600,756	\$166,604,994	\$240,208,614	\$41,267,095
579 SEVEN SEAS INSURANCE COMPANY, INC.	Domestic	\$10,414,948	\$4,229,474	\$16,600,424	\$16,195,754
580 SFM MUTUAL INSURANCE COMPANY	Foreign	\$336,308,620	\$269,332,269	\$66,976,351	\$2,819
581 SHIELD INSURANCE COMPANY	Foreign	\$25,613,497	\$35,024,172	\$272,337,792	\$2,300,944
582 SOMPO JAPAN INSURANCE COMPANY OF AMERICA	Foreign	\$770,799,110	\$7,577,126,874	\$6,297,257,106	\$3,280,868
583 SOUTHERN EAGLE INSURANCE COMPANY	Domestic	\$24,133,632	\$12,370,194	\$11,763,438	\$18,126,271
584 SOUTHERN FIDELITY INSURANCE COMPANY	Domestic	\$114,929,474	\$275,795,735	\$298,851,635	\$112,557,248
585 SOUTHERN OAK INSURANCE COMPANY	Domestic	\$42,700,658	\$98,075,592	\$30,026,367	\$42,635,117
586 SOUTHERN-OWNERS INSURANCE COMPANY	Foreign	\$336,343,403	\$3,682,418,576	\$2,708,106,062	\$135,900,177
587 ST. JOHNS INSURANCE COMPANY, INC.	Domestic	\$116,262,412	\$467,104,589	\$346,732,295	\$235,101,363
588 ST. PAUL FIRE & MARINE INSURANCE COMPANY	Foreign	\$19,842,695,554	\$349,962,883,776	\$185,789,896,182	\$90,531,898
589 ST. PAUL GUARDIAN INSURANCE COMPANY	Foreign	\$76,423,237	\$1,060,091,340	\$544,796,637	\$2,409,107
590 ST. PAUL MERCURY INSURANCE COMPANY	Foreign	\$261,366,150	\$5,454,090,315	\$1,602,795,735	\$22,265,139
591 ST. PAUL PROTECTIVE INSURANCE COMPANY	Foreign	\$510,243,219	\$6,391,696,550	\$5,343,897,487	\$40,452
592 STANDARD FIRE INSURANCE COMPANY	Foreign	\$3,750,201,302	\$67,515,542,727	\$41,240,295,031	\$42,059,502

PROPERTY & CASUALTY

AUTHORIZED FLORIDA INSURERS

FINANCIAL STATEMENT ABSTRACT

as of December 31, 2007

pursuant to Section 624.315(a), FS

source: CY2007 Annual Statement - Exhibit of Assets, Exhibit of Liabilities, Surplus and Other Funds, and Schedule T - Exhibit of Premiums Written



	Domiciliary	Assets	Liabilities	Surplus	Direct Florida Business
593 STANDARD GUARANTY INSURANCE COMPANY	Foreign	\$192,934,763	\$1,248,783,228	\$1,066,433,928	\$1,287,134
594 STAR CASUALTY INSURANCE COMPANY	Domestic	\$26,088,740	\$55,237,560	\$49,117,400	\$12,726,134
595 STAR INSURANCE COMPANY	Foreign	\$524,580,928	\$5,043,005,325	\$2,825,708,595	\$32,408,959
596 STARNET INSURANCE COMPANY	Foreign	\$163,575,204	\$865,591,230	\$1,588,036,830	\$11,421,030
597 STATE AUTO FLORIDA INSURANCE COMPANY	Foreign	\$12,778,863	\$38,304,981	\$127,820,238	\$11,998,286
598 STATE AUTO NATIONAL INSURANCE COMPANY	Foreign	\$106,627,631	\$668,113,700	\$1,464,438,920	\$1,569,544
599 STATE AUTO PROPERTY & CASUALTY INSURANCE COMPANY	Foreign	\$1,604,496,398	\$20,759,221,371	\$12,935,202,987	\$12,265,218
600 STATE AUTOMOBILE MUTUAL INSURANCE COMPANY	Foreign	\$1,845,151,826	\$14,981,931,176	\$27,456,560,822	\$1,095,115
601 STATE FARM FIRE AND CASUALTY COMPANY	Foreign	\$26,187,616,433	\$384,627,672,504	\$243,875,121,912	\$358,809,690
602 STATE FARM FLORIDA INSURANCE COMPANY	Domestic	\$2,343,588,860	\$10,649,563,449	\$5,755,558,564	\$1,792,808,955
603 STATE FARM MUTUAL AUTOMOBILE INSURANCE COMPANY	Foreign	\$104,842,398,449	\$371,386,164,114	\$572,195,421,927	\$2,516,518,693
604 STATE NATIONAL INSURANCE COMPANY INC.	Foreign	\$175,470,188	\$1,145,584,208	\$1,661,938,816	\$29,506,829
605 STONEBRIDGE CASUALTY INSURANCE COMPANY	Foreign	\$289,832,880	\$1,357,504,368	\$961,158,672	\$13,788,846
606 STONINGTON INSURANCE COMPANY	Foreign	\$384,124,045	\$4,407,324,562	\$2,122,784,203	\$22,021,202
607 SUA INSURANCE COMPANY	Foreign	\$303,028,470	\$3,197,750,595	\$1,347,676,455	\$44,098,460
608 SUN SURETY INSURANCE COMPANY	Foreign	\$12,137,702	\$12,308,944	\$11,966,460	\$170,298
609 SUNSHINE STATE INSURANCE COMPANY	Domestic	\$24,527,647	\$110,388,642	\$36,777,240	\$80,072,359
610 SUNZ INSURANCE COMPANY	Domestic	\$25,586,817	\$19,229,792	\$6,357,025	\$5,370,068
611 SURETEC INSURANCE COMPANY	Foreign	\$85,590,061	\$34,520,777	\$51,069,284	\$86,722
612 SYNCORA GUARANTEE, INC.	Foreign	\$653,987,182	\$3,696,029,472	\$1,535,867,984	\$6,722,201
613 T.H.E. INSURANCE COMPANY	Foreign	\$174,050,582	\$1,314,198,600	\$600,357,802	\$12,781,309
614 TEACHERS INSURANCE COMPANY	Foreign	\$311,367,645	\$1,934,382,390	\$1,179,294,060	\$41,998,801

PROPERTY & CASUALTY

AUTHORIZED FLORIDA INSURERS

FINANCIAL STATEMENT ABSTRACT

as of December 31, 2007

pursuant to Section 624.315(a), FS

source: CY2007 Annual Statement - Exhibit of Assets, Exhibit of Liabilities, Surplus and Other Funds, and Schedule T - Exhibit of Premiums Written



	Domiciliary	Assets	Liabilities	Surplus	Direct Florida Business
615 TECHNOLOGY INSURANCE COMPANY	Foreign	\$401,438,454	\$4,569,364,805	\$2,255,088,913	\$77,750,069
616 THE CAMDEN FIRE INSURANCE ASSOCIATION, INC.	Foreign	\$73,951,586	\$13,304,978	\$1,391,775,156	\$1,711,623
617 TIG INSURANCE COMPANY	Foreign	\$2,061,585,008	\$35,725,492,071	\$19,937,303,145	(\$49,128)
618 TITAN INDEMNITY COMPANY	Foreign	\$133,701,918	\$470,233,244	\$1,267,891,690	\$7,184,701
619 TOKIO MARINE AND NICHIDO FIRE INS. CO., LTD. (US BRANCH)	Foreign	\$1,685,125,738	\$21,051,184,626	\$9,281,078,658	\$25,862,186
620 TOWER HILL PREFERRED INSURANCE COMPANY	Domestic	\$67,936,364	\$360,477,153	\$250,950,123	\$111,801,019
621 TOWER HILL PRIME INSURANCE COMPANY	Domestic	\$84,269,873	\$343,700,364	\$246,188,747	\$118,377,516
622 TOWER HILL SELECT INSURANCE COMPANY	Domestic	\$65,500,770	\$349,812,000	\$239,694,930	\$85,053,230
623 TOYOTA MOTOR INSURANCE COMPANY	Foreign	\$306,521,018	\$885,377,612	\$340,706,460	\$8,154,476
624 TRANS PACIFIC INSURANCE COMPANY	Foreign	\$59,828,926	\$182,557,104	\$535,390,008	\$460,704
625 TRANSGUARD INSURANCE COMPANY OF AMERICA, INC.	Foreign	\$207,402,544	\$1,642,630,587	\$1,053,602,485	\$1,749,543
626 TRANSPORTATION INSURANCE COMPANY	Foreign	\$91,954,944	\$17,484,180	\$2,557,254,252	\$28,595,362
627 TRAVELERS CASUALTY AND SURETY COMPANY	Foreign	\$15,376,976,596	\$289,083,377,686	\$156,848,943,598	\$26,907,828
628 TRAVELERS CASUALTY AND SURETY COMPANY OF AMERICA	Foreign	\$3,555,971,086	\$38,510,521,617	\$21,940,986,862	\$109,928,283
629 TRAVELERS COMMERCIAL INSURANCE COMPANY	Foreign	\$307,861,356	\$4,953,306,336	\$1,819,643,518	\$8,150,723
630 TRAVELERS HOME AND MARINE INSURANCE COMPANY(THE)	Foreign	\$196,797,359	\$1,032,112,496	\$542,266,376	\$53,406,167
631 TRAVELERS INDEMNITY COMPANY	Foreign	\$21,284,346,648	\$320,342,575,025	\$211,766,091,175	\$54,383,536
632 TRAVELERS INDEMNITY COMPANY OF AMERICA	Foreign	\$502,787,650	\$8,474,043,824	\$3,090,072,126	\$41,036,762
633 TRAVELERS INDEMNITY COMPANY OF CONNECTICUT	Foreign	\$987,959,041	\$15,155,917,896	\$7,567,140,047	\$45,711,303
634 TRAVELERS PROPERTY CASUALTY COMPANY OF AMERICA	Foreign	\$263,501,709	\$3,785,547,304	\$2,011,490,272	\$209,647,906
635 TRITON INSURANCE COMPANY	Foreign	\$587,237,915	\$2,287,119,904	\$2,410,783,416	\$3,163,461
636 TWIN CITY FIRE INSURANCE COMPANY	Foreign	\$637,635,566	\$8,694,933,936	\$7,883,590,780	\$123,143,502

PROPERTY & CASUALTY

AUTHORIZED FLORIDA INSURERS

FINANCIAL STATEMENT ABSTRACT

as of December 31, 2007

pursuant to Section 624.315(a), FS

source: CY2007 Annual Statement - Exhibit of Assets, Exhibit of Liabilities, Surplus and Other Funds, and Schedule T - Exhibit of Premiums Written



	Domiciliary	Assets	Liabilities	Surplus	Direct Florida Business
637 U.S. SECURITY INSURANCE COMPANY	Domestic	\$86,763,054	\$476,348,256	\$304,519,239	\$98,711,364
638 U.S. SPECIALTY INSURANCE COMPANY	Foreign	\$945,514,546	\$7,352,959,053	\$3,047,700,953	\$24,865,379
639 ULLICO CASUALTY COMPANY	Foreign	\$150,631,761	\$1,656,632,340	\$1,054,739,376	\$2,398,960
640 UNITED AUTOMOBILE INSURANCE COMPANY	Domestic	\$537,823,382	\$2,188,101,145	\$501,015,765	\$192,924,130
641 UNITED CASUALTY AND SURETY INSURANCE COMPANY	Foreign	\$13,828,910	\$10,164,910	\$3,664,000	\$53,606
642 UNITED CASUALTY INSURANCE COMPANY OF AMERICA	Foreign	\$19,774,764	\$12,555,952	\$26,993,576	\$5,455,265
643 UNITED FINANCIAL CASUALTY COMPANY	Foreign	\$1,764,001,051	\$10,783,405,528	\$3,328,602,880	(\$635)
644 UNITED FIRE & INDEMNITY COMPANY	Foreign	\$36,860,359	\$393,860,124	\$269,626,338	\$26,385
645 UNITED FIRE AND CASUALTY COMPANY	Foreign	\$1,254,220,957	\$9,692,308,784	\$10,375,226,528	\$13,913,676
646 UNITED GUARANTY MORTGAGE INDEMNITY COMPANY	Foreign	\$229,289,293	\$173,847,630	\$55,441,663	\$802,360
647 UNITED GUARANTY RESIDENTIAL INS. COMPANY OF NC	Foreign	\$734,094,673	\$1,619,774,601	\$582,509,418	\$702,665
648 UNITED GUARANTY RESIDENTIAL INSURANCE COMPANY	Foreign	\$1,907,961,281	\$1,412,449,338	\$495,511,943	\$72,234,401
649 UNITED NATIONAL SPECIALTY INSURANCE COMPANY	Foreign	\$82,986,934	\$843,236,964	\$2,144,292,696	(\$205)
650 UNITED PROPERTY & CASUALTY INSURANCE COMPANY, INC.	Domestic	\$145,153,411	\$841,093,227	\$465,287,472	\$139,559,635
651 UNITED SERVICES AUTOMOBILE ASSOCIATION	Foreign	\$18,401,816,176	\$66,063,041,700	\$154,758,752,400	\$593,107,290
652 UNITED STATES FIDELITY AND GUARANTY COMPANY	Foreign	\$4,079,567,049	\$58,078,727,865	\$52,069,582,458	\$5,895,849
653 UNITED STATES FIRE INSURANCE COMPANY	Foreign	\$3,694,722,840	\$81,081,376,992	\$37,149,753,888	\$45,972,318
654 UNITED STATES LIABILITY INSURANCE COMPANY	Foreign	\$481,398,209	\$5,559,084,810	\$8,882,861,430	\$11,433,622
655 UNITED STATES SURETY COMPANY	Foreign	\$57,854,803	\$25,999,759	\$31,855,044	\$504,440
656 UNITRIN AUTO AND HOME INSURANCE COMPANY	Foreign	\$165,934,522	\$2,327,696,389	\$493,190,468	\$748,954
657 UNITRIN DIRECT PROPERTY & CASUALTY COMPANY	Foreign	\$53,701,832	\$117,981,288	\$43,124,208	\$34,621,880
658 UNIVERSAL FIRE & CASUALTY INSURANCE COMPANY	Foreign	\$7,562,012	\$1,724,920	\$5,837,092	\$69,729

PROPERTY & CASUALTY

AUTHORIZED FLORIDA INSURERS

FINANCIAL STATEMENT ABSTRACT

as of December 31, 2007

pursuant to Section 624.315(a), FS

source: CY2007 Annual Statement - Exhibit of Assets, Exhibit of Liabilities, Surplus and Other Funds, and Schedule T - Exhibit of Premiums Written



	Domiciliary	Assets	Liabilities	Surplus	Direct Florida Business
659 UNIVERSAL INSURANCE COMPANY OF NORTH AMERICA	Domestic	\$98,049,251	\$475,098,712	\$309,295,296	\$188,866,180
660 UNIVERSAL PROPERTY & CASUALTY INSURANCE COMPANY	Domestic	\$330,116,480	\$1,157,147,430	\$493,434,965	\$498,748,778
661 UNIVERSAL SURETY OF AMERICA	Foreign	\$24,348,445	\$34,671,987	\$38,373,348	\$894,461
662 UNIVERSAL UNDERWRITERS INSURANCE COMPANY	Foreign	\$418,321,599	\$1,809,331,200	\$8,230,387,176	\$77,400,380
663 USAA CASUALTY INSURANCE COMPANY	Foreign	\$6,040,601,742	\$38,294,865,084	\$34,192,355,820	\$385,031,284
664 USAA GENERAL INDEMNITY COMPANY	Foreign	\$358,339,161	\$2,475,830,064	\$1,824,239,868	\$49,681,241
665 USF INSURANCE COMPANY	Foreign	\$142,136,056	\$1,087,761,156	\$617,871,516	\$134,451
666 USIC OF FLORIDA, INC.	Domestic	\$6,158,045	\$1,321,986	\$17,152,149	\$1,355,395
667 USPLATE GLASS INSURANCE COMPANY	Foreign	\$16,415,614	\$7,677,531	\$8,738,083	\$11,249,818
668 UTICA MUTUAL INSURANCE COMPANY	Foreign	\$2,187,614,360	\$34,155,181,632	\$18,347,563,008	\$2,670,018
669 VALIANT INSURANCE COMPANY	Foreign	\$51,544,727	\$24,645,696	\$1,160,883,025	\$578
670 VALLEY FORGE INSURANCE COMPANY	Foreign	\$58,840,129	\$334,936	\$1,647,188,676	\$59,363,648
671 VANLINER INSURANCE COMPANY	Foreign	\$479,807,970	\$4,335,040,680	\$1,422,654,960	\$9,666,784
672 VEREX ASSURANCE INC	Foreign	\$27,394,725	\$12,079,476	\$15,315,249	\$13,403
673 VICTORIA FIRE & CASUALTY COMPANY	Foreign	\$180,878,011	\$415,449,726	\$127,184,307	\$1,194,670
674 VICTORIA INSURANCE COMPANY	Foreign	\$27,669,761	\$49,659,408	\$61,019,636	\$12,425
675 VICTORIA SELECT INSURANCE COMPANY	Foreign	\$16,088,144	\$35,456,228	\$28,888,348	\$49,374,624
676 VIGILANT INSURANCE COMPANY	Foreign	\$392,431,088	\$4,842,290,360	\$3,006,331,400	\$15,940,717
677 VININGS INSURANCE COMPANY	Foreign	\$42,119,610	\$136,827,840	\$73,770,210	\$10,629,267
678 VIRGINIA SURETY COMPANY, INC.	Foreign	\$1,135,059,769	\$19,463,126,914	\$5,508,188,026	\$21,226,933
679 VOYAGER PROPERTY AND CASUALTY INSURANCE COMPANY	Foreign	\$80,058,047	\$396,802,416	\$243,661,960	\$24,337,688
680 WARNER INSURANCE COMPANY	Foreign	\$30,949,814	\$165,948,174	\$391,148,478	\$627,772

PROPERTY & CASUALTY

AUTHORIZED FLORIDA INSURERS

FINANCIAL STATEMENT ABSTRACT

as of December 31, 2007

pursuant to Section 624.315(a), FS

source: CY2007 Annual Statement - Exhibit of Assets, Exhibit of Liabilities, Surplus and Other Funds, and Schedule T - Exhibit of Premiums Written



	Domiciliary	Assets	Liabilities	Surplus	Direct Florida Business
681 WARRANTY UNDERWRITERS INSURANCE COMPANY	Foreign	\$42,928,152	\$33,023,370	\$9,904,782	\$50,000
682 WASHINGTON INTERNATIONAL INSURANCE COMPANY	Foreign	\$100,062,534	\$785,376,812	\$915,686,266	\$3,344,899
683 WAUSAU BUSINESS INSURANCE COMPANY	Foreign	\$176,625,394	\$1,769,817,504	\$702,938,012	\$31,387,496
684 WAUSAU UNDERWRITERS INSURANCE COMPANY	Foreign	\$233,032,611	\$2,844,710,020	\$1,815,942,200	\$32,758,157
685 WESCO INSURANCE COMPANY	Foreign	\$97,938,003	\$1,388,827,608	\$667,870,455	\$3,691,632
686 WEST AMERICAN INSURANCE COMPANY	Foreign	\$271,633,241	\$1,097,379,542	\$4,063,652,018	\$7,599,966
687 WESTCHESTER FIRE INSURANCE COMPANY	Foreign	\$2,542,889,887	\$53,938,678,377	\$24,890,908,120	\$24,092,474
688 WESTERN GENERAL INSURANCE COMPANY	Foreign	\$103,037,469	\$428,063,304	\$190,161,510	\$2,984,908
689 WESTERN SURETY COMPANY	Foreign	\$1,083,774,330	\$1,924,648,371	\$1,326,674,619	\$28,523,435
690 WESTFIELD INSURANCE COMPANY	Foreign	\$2,235,508,685	\$39,214,079,138	\$18,909,146,672	\$97,136,436
691 WESTFIELD NATIONAL INS. COMPANY	Foreign	\$474,762,542	\$6,211,907,856	\$3,758,105,526	\$1,953
692 WESTPORT INSURANCE CORPORATION	Foreign	\$10,594,632,330	\$128,054,523,340	\$52,054,226,270	\$4,740,415
693 WILLIAMSBURG NATIONAL INSURANCE COMPANY	Foreign	\$89,306,419	\$202,381,944	\$65,537,313	(\$386)
694 WINDHAVEN INSURANCE COMPANY	Domestic	\$11,391,441	\$13,027,592	\$9,755,290	\$13,778,803
695 WORK FIRST CASUALTY COMPANY	Foreign	\$24,025,514	\$106,802,144	\$85,401,968	\$504,589
696 WORKMEN'S AUTO INSURANCE COMPANY	Foreign	\$63,331,543	\$203,428,980	\$113,228,735	\$11,106,316
697 XL INSURANCE AMERICA, INC.	Foreign	\$542,736,297	\$6,623,267,200	\$4,231,458,740	\$13,105,186
698 XL SPECIALTY INSURANCE COMPANY	Foreign	\$555,492,269	\$7,270,148,484	\$2,728,712,358	\$77,931,127
699 YEL CO. INSURANCE	Domestic	\$14,335,638	\$13,004,702	\$15,666,574	\$1,198,076
700 YOSEMITE INSURANCE COMPANY	Foreign	\$558,607,533	\$1,772,963,929	\$8,840,579,198	\$1,624,192
701 ZENITH INSURANCE COMPANY	Foreign	\$2,252,913,454	\$16,216,369,245	\$4,059,851,841	\$198,423,279
702 ZURICH AMERICAN INSURANCE COMPANY	Foreign	\$31,808,017,253	\$576,456,014,126	\$155,128,382,693	\$322,368,504

PROPERTY & CASUALTY

AUTHORIZED FLORIDA INSURERS

FINANCIAL STATEMENT ABSTRACT

as of December 31, 2007

pursuant to Section 624.315(a), FS

source: CY2007 Annual Statement - Exhibit of Assets, Exhibit of Liabilities, Surplus and Other Funds, and Schedule T - Exhibit of Premiums Written



	Domiciliary	Assets	Liabilities	Surplus	Direct Florida Business
703 ZURICH AMERICAN INSURANCE COMPANY OF ILLINOIS	Foreign	\$63,392,037	\$431,072,928	\$963,551,908	\$56,134,681

AUTHORIZED FLORIDA INSURERS

FINANCIAL STATEMENT ABSTRACT

as of December 31, 2007

pursuant to Section 624.315(a), FS

source: CY2007 Annual Statement - Exhibit of Assets, Exhibit of Liabilities, Surplus and Other Funds, and Schedule T - Exhibit of Premiums Written



TITLE	Domiciliary	Assets	Liabilities	Surplus	Direct Florida Business
					Total Direct Business
					\$1,742,658,422
1 ALLIANCE TITLE OF AMERICA, INC.	Domestic	\$3,707,325	\$599,662	\$3,107,663	\$1,196
2 AMERICAN GUARANTY TITLE INSURANCE COMPANY	Foreign	\$14,283,946	\$2,776,365	\$11,507,581	\$4,020
3 ATTORNEYS' TITLE INSURANCE FUND, INC.	Domestic	\$324,304,826	\$174,477,082	\$149,827,744	\$332,905,096
4 CENSTAR TITLE INSURANCE COMPANY	Foreign	\$29,562,039	\$4,420,438	\$25,141,601	\$17,369,262
5 CHICAGO TITLE INSURANCE COMPANY	Foreign	\$1,578,158,243	\$1,303,675,705	\$274,482,538	\$197,274,244
6 COMMERCE TITLE INSURANCE COMPANY	Foreign	\$22,292,662	\$13,480,750	\$8,811,912	\$6,789,026
7 COMMONWEALTH LAND TITLE INSURANCE COMPANY	Foreign	\$745,238,011	\$491,145,534	\$254,092,477	\$156,905,485
8 FIDELITY NATIONAL TITLE INSURANCE COMPANY	Foreign	\$860,789,383	\$623,107,279	\$237,682,104	\$142,727,205
9 FIRST AMERICAN TITLE INSURANCE COMPANY	Foreign	\$1,873,280,555	\$1,446,753,312	\$426,527,243	\$334,112,512
10 INVESTORS TITLE INSURANCE COMPANY	Foreign	\$105,684,657	\$55,581,895	\$50,102,762	\$1,428,570
11 K.E.L. TITLE INSURANCE GROUP, INC.	Domestic	\$2,378,411	\$45,957	\$2,332,454	\$583,915
12 LAWYERS TITLE INSURANCE CORPORATION	Foreign	\$614,576,148	\$485,289,739	\$129,286,409	\$104,776,822
13 MASON TITLE INSURANCE COMPANY, INC.	Domestic	\$2,655,165	\$109,123	\$2,546,042	\$1,552,282
14 NATIONAL TITLE INSURANCE COMPANY	Domestic	\$5,352,265	\$2,302,030	\$3,050,235	\$3,328,080
15 NATIONAL TITLE INSURANCE OF NEW YORK INC.	Foreign	\$15,929,860	\$9,216,496	\$6,713,364	\$4,027
16 NORTH AMERICAN TITLE INSURANCE COMPANY	Foreign	\$83,058,030	\$32,158,738	\$50,899,292	\$13,503,109
17 OLD REPUBLIC NATIONAL TITLE INSURANCE COMPANY	Foreign	\$484,403,894	\$368,402,069	\$116,001,825	\$134,310,695
18 SECURITY UNION TITLE INSURANCE COMPANY	Foreign	\$83,985,606	\$37,420,423	\$46,565,183	\$59,799
19 SOUTHERN TITLE INSURANCE CORPORATION	Foreign	\$23,386,522	\$15,670,916	\$7,715,606	\$3,831,398
20 STEWART TITLE GUARANTY COMPANY	Foreign	\$1,082,024,546	\$566,123,531	\$515,901,015	\$165,292,781

AUTHORIZED FLORIDA INSURERS

FINANCIAL STATEMENT ABSTRACT

as of December 31, 2007

pursuant to Section 624.315(a), FS

source: CY2007 Annual Statement - Exhibit of Assets, Exhibit of Liabilities, Surplus and Other Funds, and Schedule T - Exhibit of Premiums Written



	Domiciliary	Assets	Liabilities	Surplus	Direct Florida Business
21 TICOR TITLE INSURANCE COMPANY	Foreign	\$237,995,198	\$170,308,285	\$67,686,913	\$30,485,437
22 TICOR TITLE INSURANCE COMPANY OF FLORIDA	Foreign	\$120,872,364	\$95,285,888	\$25,586,476	\$41,670,435
23 TITLE RESOURCES GUARANTY COMPANY	Foreign	\$40,058,907	\$14,347,303	\$25,711,604	\$1,252,864
24 TRANSNATION TITLE INSURANCE COMPANY	Foreign	\$159,577,693	\$137,242,911	\$22,334,782	\$472,431
25 TRANSUNION NATIONAL TITLE INSURANCE COMPANY	Foreign	\$15,575,501	\$5,526,969	\$10,048,532	\$1,195,363
26 UNITED CAPITAL TITLE INSURANCE COMPANY	Foreign	\$51,191,665	\$28,424,123	\$22,767,542	\$35,543
27 UNITED GENERAL TITLE INSURANCE COMPANY	Foreign	\$115,295,014	\$90,383,868	\$24,911,146	\$32,391,025
28 WESTCOR LAND TITLE INSURANCE COMPANY	Foreign	\$24,062,681	\$15,400,201	\$8,662,482	\$18,395,800

Authorities Deactivated during CY2007

pursuant to Section 624.315(b), FS

source: Office of Insurance Regulation Company and Related Entities Data Warehouse



HEALTH MAINTENANCE ORGANIZATION (HMO)

	Domiciliary	Type of Deactivation	Date of Deactivation
1 GREAT-WEST HEALTHCARE OF FLORIDA, INC.	Domestic	SURRENDERED	10/18/2007
2 SUNCOAST PHYSICIAN HEALTH PLAN, INC.	Domestic	REVOKED	8/10/2007

LIFE AND HEALTH INSURER

	Domiciliary	Type of Deactivation	Date of Deactivation
1 AF&L INSURANCE COMPANY	Foreign	REVOKED	3/9/2007
2 AMERICAN INSURANCE COMPANY OF TEXAS	Foreign	SURRENDERED	10/4/2007
3 AMERICAN MAYFLOWER LIFE INSURANCE CO. OF NEW YORK	Foreign	SURRENDERED	1/1/2007
4 AMERICOM LIFE & ANNUITY INSURANCE COMPANY	Foreign	SURRENDERED	9/30/2007
5 AMERITAS VARIABLE LIFE INSURANCE COMPANY	Foreign	SURRENDERED	5/1/2007
6 CHASE INSURANCE LIFE AND ANNUITY COMPANY	Foreign	SURRENDERED	4/1/2007
7 CHASE INSURANCE LIFE COMPANY	Foreign	SURRENDERED	4/1/2007
8 CHASE LIFE & ANNUITY COMPANY	Foreign	SURRENDERED	1/1/2007
9 COMMONWEALTH DEALERS LIFE INSURANCE COMPANY	Foreign	SURRENDERED	4/2/2007
10 CUNA MUTUAL LIFE INSURANCE COMPANY	Foreign	SURRENDERED	12/31/2007
11 EMPIRE GENERAL LIFE ASSURANCE CORPORATION	Foreign	SURRENDERED	1/1/2007
12 FARMERS AND TRADERS LIFE INSURANCE COMPANY	Foreign	SURRENDERED	10/1/2007
13 FEDERAL HOME LIFE INSURANCE COMPANY	Foreign	SURRENDERED	1/1/2007
14 FIDELITY MUTUAL LIFE INSURANCE COMPANY	Foreign	REVOKED	1/26/2007
15 FIRST COLONY LIFE INSURANCE COMPANY	Foreign	SURRENDERED	1/1/2007
16 FIRST NATIONAL LIFE INSURANCE COMPANY	Foreign	REVOKED	1/31/2007
17 FRANKLIN PROTECTIVE LIFE INSURANCE COMPANY	Foreign	REVOKED	1/27/2007
18 JEFFERSON PILOT FINANCIAL INSURANCE COMPANY	Foreign	SURRENDERED	7/2/2007
19 JEFFERSON-PILOT LIFE INSURANCE COMPANY	Foreign	SURRENDERED	4/2/2007
20 KEYSTONE STATE LIFE INSURANCE COMPANY	Foreign	SURRENDERED	12/31/2007
21 MAYFLOWER NATIONAL LIFE INSURANCE COMPANY	Foreign	SURRENDERED	12/1/2007
22 MEDAMERICA INSURANCE COMPANY	Foreign	SURRENDERED	12/15/2007
23 METLIFE LIFE AND ANNUITY COMPANY OF CONNECTICUT	Foreign	SURRENDERED	12/7/2007
24 MUTUAL SERVICE LIFE INSURANCE COMPANY	Foreign	SURRENDERED	11/1/2007
25 PENN TREATY NETWORK AMERICA INSURANCE COMPANY	Foreign	SUSPENDED	6/4/2007
26 PEOPLES BENEFIT LIFE INSURANCE COMPANY	Foreign	SURRENDERED	10/1/2007
27 REASSURE AMERICA LIFE INSURANCE COMPANY	Foreign	SURRENDERED	9/30/2007
28 SECURITY FINANCIAL LIFE INSURANCE COMPANY	Foreign	SURRENDERED	1/1/2007
29 SOUTHERN PIONEER LIFE INSURANCE COMPANY	Foreign	REVOKED	8/26/2007
30 SOUTHERN SECURITY LIFE INSURANCE COMPANY	Domestic	SURRENDERED	12/24/2007
31 VETERANS LIFE INSURANCE COMPANY	Foreign	SURRENDERED	7/1/2007


PROPERTY AND CASUALTY INSURER

	Domiciliary	Type of Deactivation	Date of Deactivation
1 AMERICAN PHYSICIANS ASSURANCE CORPORATION	Foreign	REVOKED	7/26/2007
2 ARA CASUALTY INSURANCE COMPANY	Domestic	SURRENDERED	9/25/2007
3 BOSTON OLD COLONY INSURANCE COMPANY	Foreign	SURRENDERED	1/16/2007
4 BUCKEYE UNION INSURANCE COMPANY	Foreign	SURRENDERED	1/16/2007
5 COMMERCIAL INSURANCE COMPANY OF NEWARK, NEW JERSEY	Foreign	SURRENDERED	1/16/2007
6 CONTINENTAL REINSURANCE CORPORATION	Foreign	SURRENDERED	1/16/2007
7 COREGIS INSURANCE COMPANY	Foreign	SURRENDERED	7/25/2007
8 FIDELITY AND CASUALTY COMPANY OF NEW YORK	Foreign	SURRENDERED	1/16/2007
9 FIREMEN'S INSURANCE COMPANY OF NEWARK, NEW JERSEY	Foreign	SURRENDERED	1/16/2007
10 FORT WAYNE HEALTH & CASUALTY INSURANCE COMPANY	Foreign	SURRENDERED	2/1/2007
11 GLENS FALLS INSURANCE COMPANY	Foreign	SURRENDERED	1/16/2007
12 KANSAS CITY FIRE AND MARINE INSURANCE COMPANY	Foreign	SURRENDERED	1/16/2007

Authorities Deactivated during CY2007

pursuant to Section 624.315(b), FS

source: Office of Insurance Regulation Company and Related Entities Data Warehouse



13 NATIONAL BEN FRANKLIN INSURANCE CO. OF ILLINOIS	Foreign	SURRENDERED	1/16/2007
14 NIAGARA FIRE INSURANCE COMPANY	Foreign	SURRENDERED	1/16/2007
15 PENINSULA INSURANCE COMPANY (THE)	Foreign	SURRENDERED	5/9/2007
16 PROVIDENCE WASHINGTON INSURANCE COMPANY	Foreign	REVOKED	8/8/2007
17 SECURITY INSURANCE COMPANY OF HARTFORD	Foreign	SURRENDERED	9/30/2007
18 TRANSCONTINENTAL INSURANCE COMPANY	Foreign	SURRENDERED	12/31/2007
19 USF INSURANCE COMPANY	Foreign	SURRENDERED	7/3/2007
20 VANGUARD FIRE AND CASUALTY COMPANY	Domestic	REVOKED	3/26/2007


RECIPROCAL

	Domiciliary	Type of Deactivation	Date of Deactivation
1 FLORIDA HEALTHCARE PROVIDERS INSURANCE EXCHANGE	Domestic	SURRENDERED	12/31/2007


Summary of Officers and Directors' Liability Claims

as reported by Insurers for CY2007
pursuant to Section 627.9122(3), FS

Year of Claim Closure	2007
Number of Reported Closed Claims	353
Amount Paid by Indemnity Insurers	\$5,522,749
Amount Paid by Defendant Deductibles	\$49,245,850
Loss Adjustment	\$5,295,530
Other Loss Adjustment	\$77,830
Economic Loss	\$10,400
Non-Economic Loss	\$5,850
Punitive Damages Levied	\$65,000



SUMMARY OF WORKERS' COMPENSATION INSURANCE EXPERIENCE
 pursuant to Section 627.914, F.S.
FLORIDA CLASSIFICATION EXPERIENCE



January 1, 2007 to December 31, 2007 Policy Period First Report

Coverage	Exposure	Manual Premium	Standard Premium
Full	\$189,645,178,066	\$4,774,443,891	\$4,647,058,464
Industry Type	Claim Count	Indemnity Losses	Medical Losses
Death	198	\$17,185,829	\$4,164,238
Permanent Total	193	\$21,267,010	\$63,879,091
Permanent Partial	12,397	\$186,205,821	\$340,286,053
Temporary Total	46,648	\$280,584,795	\$528,869,954
Medical Only	188,090	0	\$181,471,579
Contract Medical	22	0	\$63,556



*Summary of
 Florida Motor Vehicle Service Agreements
 pursuant to Section 634.137, F.S
 as of December 31, 2007*

Number of Licensed Companies in Florida	65
Reported Combined Assets of 64 FL Licensees	\$628.5 Billion
Reported Premiums Written	\$6.9 Billion
Reported Florida Premiums Written	\$2.9 Billion

Florida Voluntary Private Passenger Automobile Experience

Accident Years 2004, 2005, 2006 With Valuation as of March 31, 2007

Per Section 627.915, FS

	Accident Year 2004 as of March 31, 2007	Accident Year 2005 as of March 31, 2007	Accident Year 2006 as of March 31, 2007	Accident Years 2004, 2005, 2006 as of March 31, 2007
Calendar Year Earned Premium	\$ 11,415,864,718.00	\$ 11,847,941,395.00	\$ 12,290,915,810.00	\$ 35,554,721,923.00
Accident Year Paid Losses	\$ 6,936,848,210.00	\$ 7,150,006,762.00	\$ 5,657,921,688.00	\$ 19,744,776,660.00
Accident Year Reserves Outstanding	\$ 480,200,353.00	\$ 996,602,730.00	\$ 2,024,043,085.00	\$ 3,500,846,168.00
Allocated Loss Adjustment Expense Incurred	\$ 267,817,671.00	\$ 289,621,893.00	\$ 616,381,642.00	\$ 1,173,821,206.00
Unallocated Loss Adjustment Expense Incurred	\$ 1,077,206,343.00	\$ 1,206,095,200.00	\$ 1,200,425,182.00	\$ 3,483,726,725.00
Accident Year Incurred Loss and Loss Adjustment Expense	\$ 8,762,072,577.00	\$ 9,642,326,585.00	\$ 9,498,771,597.00	\$ 27,903,170,759.00
Developed Loss and Loss Adjustment Expense Incurred	\$ 8,933,784,966.00	\$ 10,053,105,485.00	\$ 10,237,678,075.00	\$ 29,224,568,526.00
Policyholders Dividends	\$ 14,043,783.00	\$ 11,020,928.00	\$ 33,370,728.00	\$ 58,435,439.00
All Other Expenses	\$ 2,413,420,507.00	\$ 2,506,819,051.00	\$ 2,669,447,007.00	\$ 7,589,686,565.00
Underwriting Gain (or Loss)	\$ 54,615,462.00	\$ (723,004,069.00)	\$ (649,580,000.00)	\$ (1,317,968,607.00)

Medical Loss Ratios for Florida Health Maintenance Organizations

COMPANY NAME	2006 Ratios	2007 Ratios
Aetna Health, Inc.	80%	81%
AIDS Healthcare Foundation MCO of Florida, Inc.	(B)	(B)
American Pioneer Health Plans, Inc.	(A)	93%
Americas Health Choice Medical Plan, Inc.	85%	80%
Amerigroup Florida, Inc.	79%	77%
AvMed, Inc.	86%	84%
Capital Health Plan, Inc.	89%	90%
CarePlus Health Plans, Inc.	82%	80%
Cigna Healthcare of Florida, Inc.	87%	86%
Citrus Health Care, Inc.	82%	87%
First Medical Health Plan of Florida, Inc.	(B)	(B)
Florida Health Care Plan, Inc.	87%	88%
Freedom Health, Inc.	88%	93%
Health First Health Plans, Inc.	90%	90%
Health Options, Inc.	82%	82%
Health Sun Health Plans, Inc.	85%	85%
Healthease of Florida, Inc.	81%	83%
Healthy Palm Beaches, Inc.	76%	86%
Humana Medical Plan, Inc.	84%	85%
Healthspring of Florida,, Inc..	87%	78%
Medica Health Plans of Florida, Inc.	(A)	55%
Medica HealthCare Plans, Inc.	89%	87%
Metcare Health Plans, Inc.	88%	84%
Neighborhood Health Partnership, Inc.	73%	78%
Optimum Healthcare, Inc.	(A)	82%
PartnerCare Health Plan, Inc.	127%	76%
Physicians United Plan, Inc.	97%	91%
Preferred Care Partners, Inc.	88%	86%
Preferred Medical Plan, Inc.	82%	79%
Public Health Trust Dade County Florida	88%	89%
Quality Health Plans, Inc.	94%	76%
Summit Health Plan, Inc.	77%	79%
Total Health Choice, Inc.	81%	80%
United Healthcare Of Florida, Inc.	81%	85%
Universal Health Care, Inc.	93%	85%
Vista Health Plan, Inc.	82%	84%
Vista Healthplan of South Florida, Inc.	83%	83%
WellCare of Florida, Inc.	82%	84%

A = Licensed but had no enrollment in 2006

B = Licensed but had no enrollment in 2007

Medical loss ratios are generally used as an indicator to determine the percentage of the HMO's premium dollars which are used to pay claims. It is calculated by dividing incurred losses by total revenue. Although the medical loss ratio is a ratio which is used to determine the percentage of premium dollars which are spent to pay claims, it is only one indicator among many which address the quality of health care provided by the HMO.



Budget

This section summarizes the Office of Insurance Regulation's budget appropriations, expenditures, and revenues for the Fiscal Year 2007-2008 (July 1, 2007 - June 30, 2008).

Budget Appropriation & Expenditures FY 07-08
Financial Services Commission
Office of Insurance Regulation

		OIR Compliance & Enforcement Appropriation	OIR Executive Direction & Support Appropriation	Total Appropriation
Full-time Equivalent Positions		276.00	38.00	314.00
Total				
Salaries and Benefits	010000	16,873,927	2,819,112	19,693,039
Total S&B		16,873,927	2,819,112	19,693,039
OPS	030000	1,087,439	0	1,087,439
Total OPS		1,087,439	0	1,087,439
Expense	040000	3,438,431	230,250	3,668,681
Total Expense		3,438,431	230,250	3,668,681
OCO	060000	36,278	1,300	37,578
Total OCO		36,278	1,300	37,578
Special Categories - Wind Mitigation Study	100511	0	700,000	700,000
Total Special Categories		0	700,000	700,000
Contracted Services	100777	2,207,387	267,710	2,475,097
Total Contracted Services		2,207,387	267,710	2,475,097
Risk Management	103241	216,375	0	216,375
Total Risk Management		216,375	0	216,375
Transfer to DMS/Human Resource: 107040 (Non-Operating)		111,203 0	15,997	127,200
Total Transfer to DMS/Human Resources		111,203	15,997	127,200
Qualified Expenditures	200080	0	0	0
Total Qualified Expenditures		0	0	0
SERVICE TOTAL		23,971,040	4,034,369	28,005,409
SERVICE TOTAL ESTIMATED EXPENDITURES				26,433,293
Fiscal Year 2006-2007 Revenues				
Insurance Commissioner's Regulatory Trust Fund			72,058,066	
Deposits to General Revenue			164,167,031	



Florida Office of Insurance Regulation
The Larson Building
200 East Gaines Street
Tallahassee, Florida

www.floir.com