

# PROPERTY INSURANCE STABILITY REPORT

*January 1, 2024*

---



**Michael Yaworsky**  
Insurance Commissioner

<b>Purpose and Scope</b> .....	<b>2</b>
<b>Organization of the Report</b> .....	<b>3</b>
<b>Insurer Litigation Practices</b> .....	<b>3</b>
NAIC MCAS Data.....	3
Domestic Homeowners Defense Cost & Containment Expenses.....	4
DFS Legal Service of Process.....	5
DFS Legal Service of Process Cont.....	6
DFS Notice of Intent to Litigate .....	7
DFS Civil Remedy Notices.....	8
Property Claims and Litigation Data Call.....	9
<b>Homeowners and Condominium Unit Owners Policies in the Voluntary Market</b> .....	<b>12</b>
Homeowner Policies .....	12
Condominium Unit Owner Policies.....	13
<b>Profitability</b> .....	<b>13</b>
<b>Premiums</b> .....	<b>15</b>
<b>Annual Reinsurance Data Call and Catastrophe Stress Test</b> .....	<b>17</b>
2023 CST .....	17
<b>Reinsurance</b> .....	<b>18</b>
<b>Property Insurer Stability Unit Referrals</b> .....	<b>19</b>
Insurers Referred for Enhanced Monitoring.....	20
<b>Insurers Deemed Appropriate for Enhanced Monitoring</b> .....	<b>21</b>
<b>Companies Referred for the Initiation of Delinquency Proceedings</b> .....	<b>21</b>
<b>Market Conduct Examination Findings</b> .....	<b>22</b>
<b>Recommendations and Trends</b> .....	<b>22</b>

## Purpose and Scope

On May 26, 2022, Governor Ron DeSantis signed Senate Bill 2-D (SB 2-D) into law, creating the Insurer Stability Unit. The makeup and requirements of the Insurer Stability Unit were later amended by Senate Bill 2-A (SB 2-A), which was signed by the Governor on December 16, 2022. The bills made important reforms designed to stabilize Florida's property insurance market. Pursuant to section 627.7154, Florida Statutes, the Florida Office of Insurance Regulation (OIR) shall:

*On January 1 and July 1 of each year, provide a report on the status of the homeowners' and condominium unit owners' insurance market to the Governor, the President of the Senate, the Speaker of the House of Representatives, the Minority Leader of the Senate, the Minority Leader of the House of Representatives, and the chairs of the legislative committees with jurisdiction over matters of insurance showing:*

- 1. Litigation practices and outcomes of insurance companies.*
- 2. Percentage of homeowners and condominium unit owners who obtain insurance in the voluntary market.*
- 3. Percentage of homeowners and condominium unit owners who obtain insurance from the Citizens Property Insurance Corporation.*
- 4. Profitability of the homeowners' and condominium unit owners' lines of insurance in this state, including a comparison with similar lines of insurance in other hurricane-prone states and with the national average.*
- 5. Average premiums charged for homeowners' and condominium unit owners' insurance in each of the 67 counties in this state.*
- 6. Results of the latest annual catastrophe stress tests of all domestic insurers and insurers that are commercially domiciled in this state.*
- 7. The availability of reinsurance in the personal lines insurance market.*
- 8. The number of property and casualty insurance carriers referred to the insurer stability unit for enhanced monitoring, including the reason for the referral.*
- 9. The number of referrals to the insurer stability unit which were deemed appropriate for enhanced monitoring, including the reason for the monitoring.*
- 10. The name of any insurer against which delinquency proceedings were instituted, including the grounds for rehabilitation pursuant to s. 631.051 and the date that each insurer was deemed impaired of capital or surplus, as the terms impairment of capital and impairment of surplus are defined in s. 631.011, or insolvent, as the term insolvency is defined in s. 631.011; a concise statement of the circumstances that led to the insurer's delinquency; and a summary of the actions taken by the insurer and the office to avoid delinquency.*
- 11. The name of any insurer that is the subject of a market conduct examination that found the insurer exhibited a pattern or practice of one or more willful unfair insurance trade practice violations with regard to its use of appraisal, including, but not limited to, compelling insureds to participate in appraisal under a property insurance policy in*

*order to secure full payment or settlement of claims, and a summary of the findings of such market conduct examination.*

*12. Recommendations for improvements to the regulation of the homeowners' and condominium unit owners' insurance market and an indication of whether such improvements require any change to existing laws or rules.*

*13. Identification of any trends that may warrant attention in the future.*

### **Organization of the Report**

The primary data used to construct this report is obtained from the National Association of Insurance Commissioners (NAIC) InsData financial database, the Quarterly and Supplemental Reporting System – Next Generation (QUASRng), the Florida Department of Financial Services (DFS), internal reviews of company data, annual data calls with insurers, the Catastrophe Stress Tests, the internal OIR system data, and OIR legislative reports. Legislative changes which may have impacted data points are indicated within the report.

Prior OIR updates are available [here](#).

### **Insurer Litigation Practices**

*Litigation practices and outcomes of insurance companies.*

One of the primary challenges for Florida's property market has been the frequency and severity of litigated claims. In 2019, Florida passed legislation curbing excessive litigation associated with the use of Assignment of Benefits (AOBs). In 2021, the Florida Legislature passed SB 76 which restructures litigation rules for disputed insurance claims. In 2022, SB 2-D and SB 2-A provided further litigation reforms by limiting the assignment of attorney's fees to third parties in property insurance cases, and disincentivizing frivolous claims. In 2023, the Florida Legislature passed HB 837, which provides that a contingency fee multiplier for an attorney fee award is appropriate only in a rare and exceptional circumstance, and repeals Florida's one-way attorney fee statutes, with certain exceptions. OIR uses several data points to track insurer litigation practices in the market. Those data points are listed below.

### **NAIC MCAS Data**

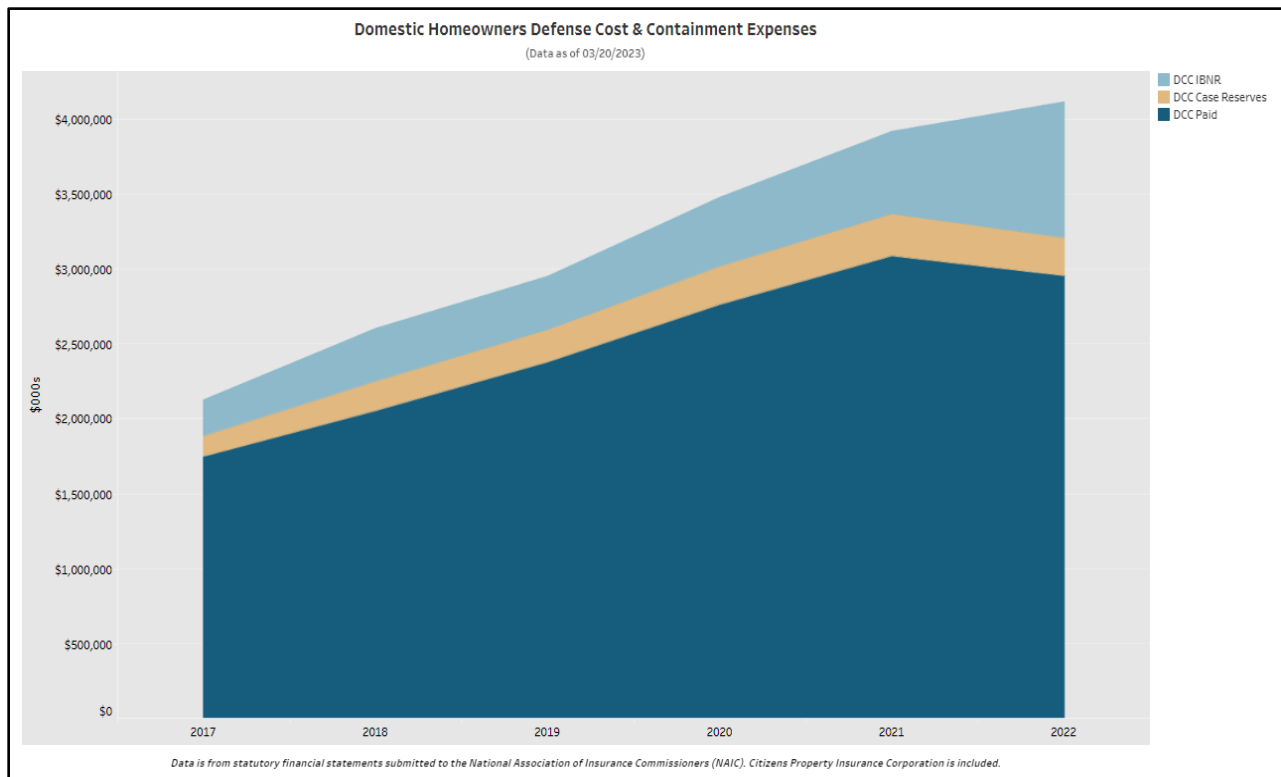
The NAIC Market Conduct Annual Statement (MCAS) is a regulatory tool developed in 2002 by state insurance regulators to collect information from insurers on a uniform basis to identify concerns regarding claims and underwriting. Homeowners' insurance companies report data via MCAS using uniform definitions and reporting requirements across all states. The MCAS data below contains the percentage of nationwide homeowners' claims and suits opened in Florida.

Year	Percent of Nationwide Homeowners' Claims Opened in Florida	Percent of Nationwide Homeowners' Suits Opened in Florida
2016	7.75%	64.43%
2017	16.46%	68.07%
2018	11.85%	79.91%
2019	8.16%	76.45%
2020	8.81%	79.16%
2021	6.91%	76.00%
2022	14.93%	70.83%

### Domestic Homeowners Defense Cost & Containment Expenses

OIR tracks defense cost and containment expenses (DCC) through the NAIC annual financial statement data.

In 2022, insurers paid approximately \$2,956,061,000 in direct domestic homeowners' DCC expenses. The DCC includes defense, litigation, and medical cost containment expenses, whether internal or external. It includes attorney fees owe to a duty to defend. Data for 2023 will be available in March 2024.

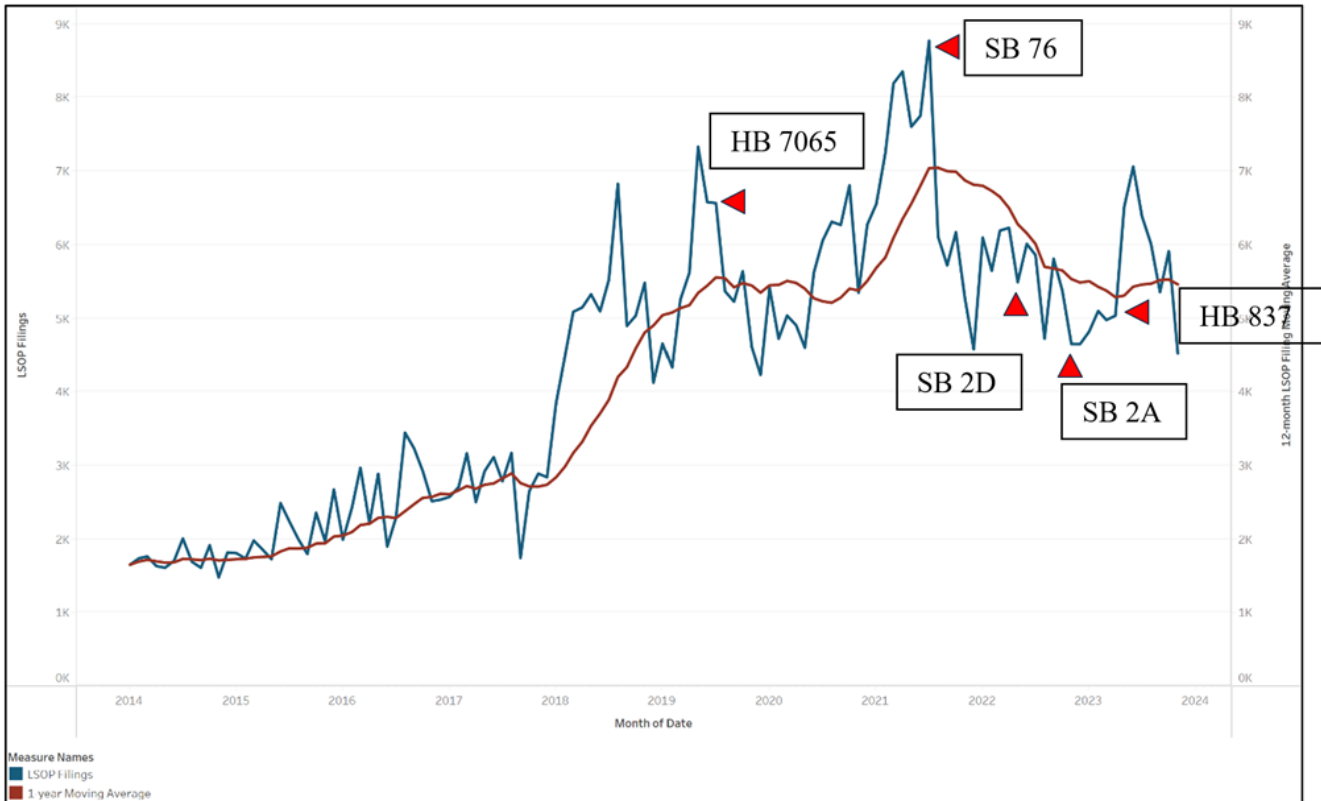


## DFS Legal Service of Process

Pursuant to section 48.151(3), Florida Statutes (2021), all authorized insurers (insurance companies) registered to do business in the state of Florida are required to designate the Chief Financial Officer of Florida as their statutory Registered Agent for service of process.

Using data from the DFS Legal Service of Process database, OIR matched lawsuits against known property insurers using key terms.

### *Personal Residential Legal Service of Process (LSOP) filings*

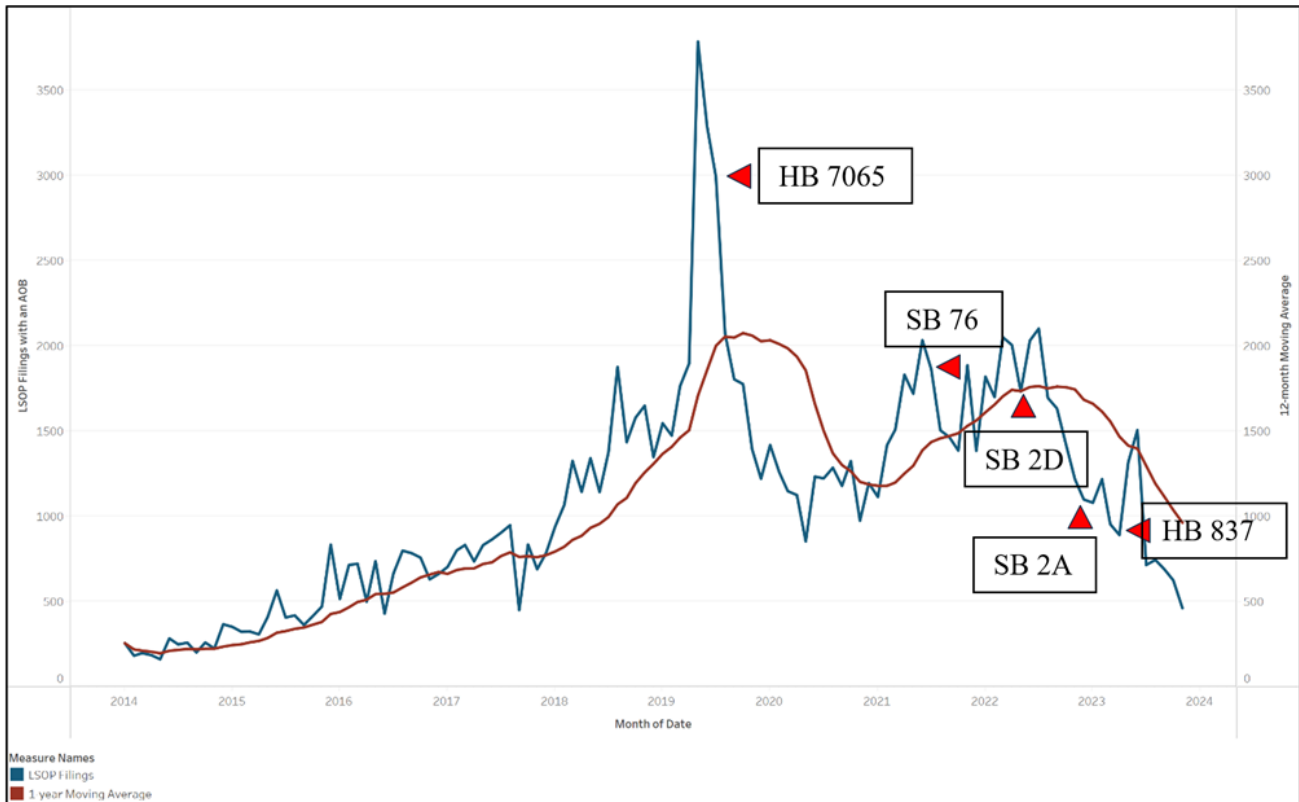


The total number of Personal Residential Legal Service of Process filings is identified in blue with the 12-month average identified in red, as of November 30, 2023.<sup>1</sup>

<sup>1</sup> Data collected from <https://apps.fldfs.com/lisopreports/reports/report.aspx>. Data as of November 30, 2023.

## DFS Legal Service of Process Cont.

### *Personal Residential Legal Service of Process filings that contained AOBs*



The total number of Personal Residential Legal Service of Process filings that contained AOBs is identified in blue with the 3-month moving average identified in red, as of November 30, 2023.<sup>2</sup>

<sup>2</sup> Data collected from <https://apps.fldfs.com/lisopreports/reports/report.aspx>. Data as of November 30, 2023.

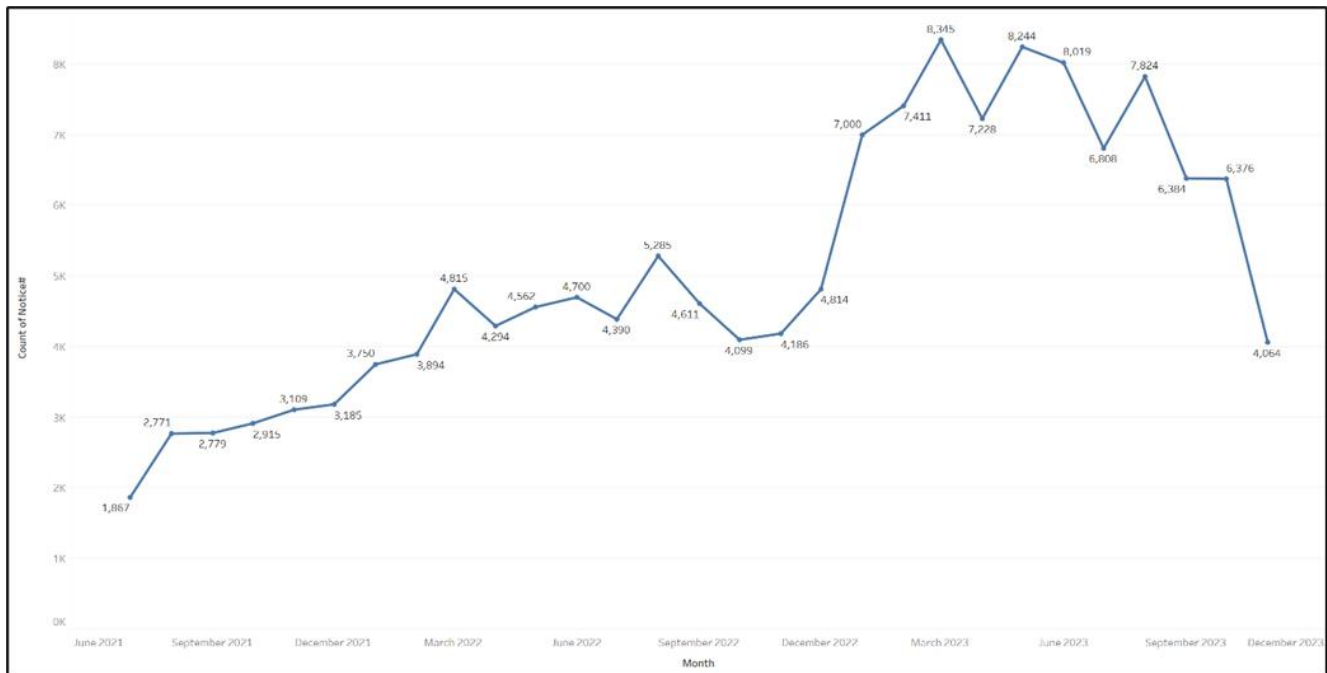
## DFS Notice of Intent to Litigate

Following the passage of SB 76, when a party reaches the point of filing legal actions against an insurer related to a property insurance policy, they must first submit notice of their intent to initiate litigation pursuant to the process prescribed in section 627.70152, Florida Statutes. OIR has closely tracked the number of notices of intent to litigate within the DFS database since it was implemented in 2021.

SB 2-D provided that a defendant insurer may obtain attorney fees and costs associated with securing a dismissal without prejudice for the plaintiff's failure to provide the required Notice of Intent to Initiate Litigation at least 10 days before filing a suit against a property insurer and clarifies the requirement to provide a Notice of Intent to Initiate Litigation before filing suit.

HB 837, passed in March 2023, modified Florida's "bad faith" framework, provided that a contingency fee multiplier for an attorney fee award is appropriate only in a rare and exceptional circumstance, essentially adopting the federal standard, and repealed Florida's one-way attorney fee statutes, except for declaratory relief to determine insurance coverage after an insurer has made a total coverage denial of a claim.

### *Property Insurance Intent to Initiate Litigation filings*



*The total number of property insurance intent to initiate litigation filings as of November 30, 2023.<sup>3</sup>*

<sup>3</sup> Data collected from <https://piitil.myfloridacfo.gov/>. Data as of November 30, 2023.

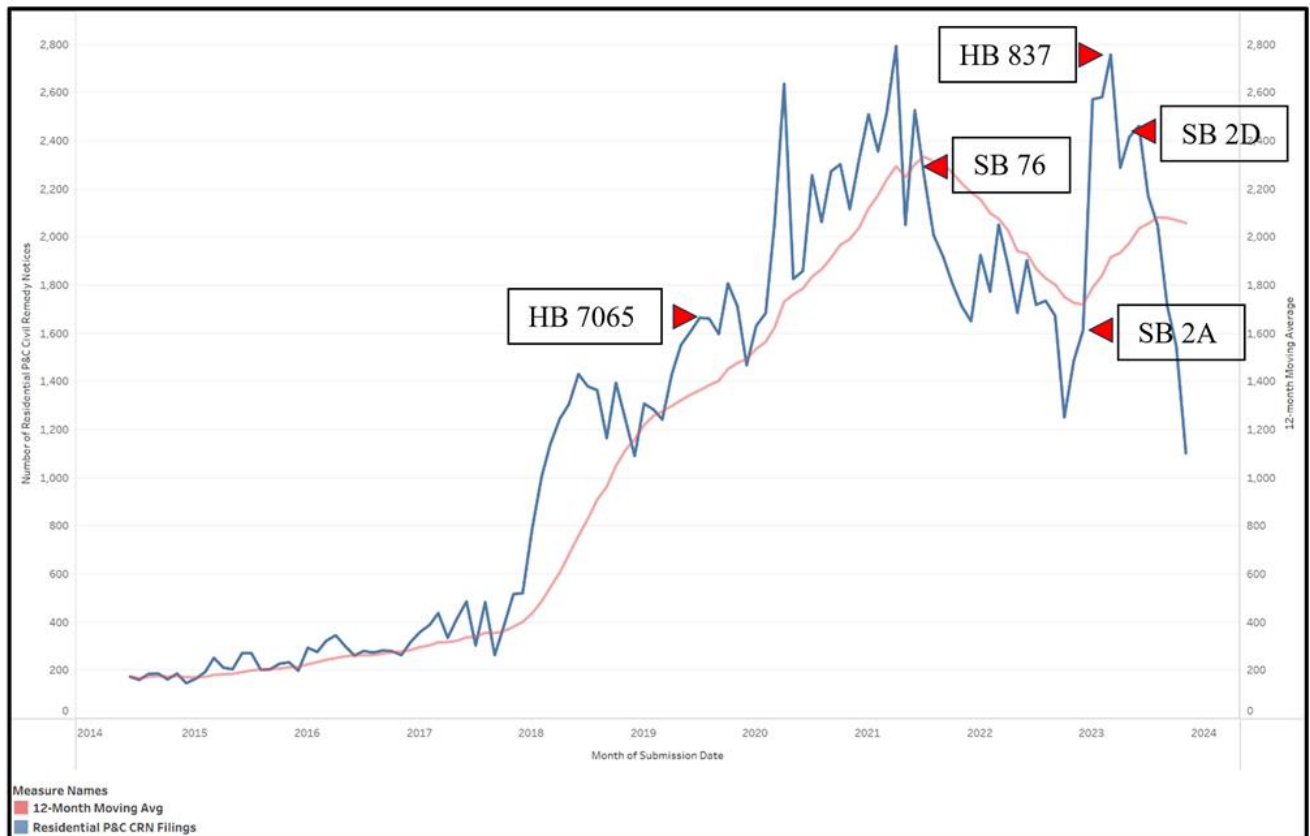


## DFS Civil Remedy Notices

The Civil Remedy Notice is intended for use by parties who are beginning the process of filing suit against an insurer, when a party feels they have been damaged by specific acts of the insurer. The Notice is intended to meet a portion of legal requirements set forth in section 624.155, Florida Statutes, which requires a party to file Notice with the DFS via the online Civil Remedy filing system at least 60 days prior to bringing an action against the insurer.

Using data from the DFS Civil Remedy Notice database, OIR tracks the number notices filed on personal residential insurers.

### *Personal Residential Civil Remedy Notice of Insurer Violations filed*



*The total number of Personal Residential Civil Remedy Notice of Insurer Violations filed with the 12-month moving average<sup>4</sup>.*

<sup>4</sup> Data collected from <https://apps.fldfs.com/civilremedy/>. Data as of November 30, 2023.

## Property Claims and Litigation Data Call

Pursuant to s. 624.424(11), F.S., each authorized insurer or insurer group issuing personal lines or commercial lines residential property insurance policies in Florida is required to annually file a supplemental report on an individual and group basis for closed claims with OIR.

The Florida Property Claims and Litigation Report (PCLR) was designed to assist OIR and other stakeholders with identifying and understanding the life cycle of a claim and claims trends. The first reporting deadline for the 2023 PCLR was March 1, 2023. The data reported captures information about closed claims during calendar year 2022.

The 2023 PCLR data call is specific to Florida and tracks the entire life cycle of a claim. Collecting data related to the life cycle of a claim assists in detecting and resolving any emerging issues in the claims experience process. The 2023 PCLR data call was the first data collection across the country to require detailed closed claims experience from companies in this format. To ensure the integrity of the data, OIR identified irregularities and required insurers to resubmit corrected filings throughout the review process.

OIR issued an Informational Memorandum OIR-22-01M, to all personal and commercial residential property insurers authorized to provide guidance regarding new reporting requirements. In January 2023, OIR issued the property claims and litigation data call notice to each insurer or insurer group required to submit data<sup>5</sup>. OIR issued a total of \$38,000 in penalty fines to 13 insurers for failing to timely file the required 2023 PCLR data.

The data call was noticed to 621 companies and 180 companies submitted data filings<sup>6</sup>. OIR received data for a total of 732,390 unique<sup>7</sup> claims closed during calendar year 2022<sup>8</sup>. This data is preliminary and OIR continues to validate the data contained within the filings; however, an overview of the claims data reported is outlined below<sup>9</sup>.

- Total number of reported claims closed in 2022: **732,390**
  - Total number of litigated claims: **58,395**
  - Total number of non-litigated claims: **534,738**
- Total cost of indemnity paid for claims closed in 2022: **\$11.2 billion**
- Total loss adjustment expenses (LAE) paid for claims closed in 2022: **\$1.5 billion**

---

<sup>5</sup> OIR developed Form [OIR-B1-2222](#), Florida Property Claims Litigation Data Call Reporting Form, for companies to use when submitting PCLR data. The reporting template contains five main categories to capture information on closed claims within the reporting calendar year: Main Claim Information, Vendor Information, Attorney Information, Public Adjuster Information, and Supplemental Information.

<sup>6</sup> OIR issued the PCLR data call to all required insurers authorized to do business in the state. A company can be authorized to do business, but have no policies in force, and therefore no data to submit. A “no data” filing allows OIR to track which companies have responded, but do not have data.

<sup>7</sup> Unique claim counts do not include duplicate claim IDs.

<sup>8</sup> Claims closed in 2022 may not have been originally reported in the same calendar year.

<sup>9</sup> Individual claims data is trade secret and confidential pursuant to sections 624.4212 and 624.4213, Florida Statutes. Note: Many Hurricane Ian claims will be reported in the 2023 closed claims report.

- Average LAE paid across all perils for litigated claims: **\$9,934**
- Average LAE paid across all perils for non-litigated claims: **\$1,576**

The life of a claim begins when a claim is reported by policyholder to the insurer. The time it takes for an insurer to close a claim varies depending on many factors, including whether or not a claim is litigated. Across all perils, the average number of days for a claim to be reported to an insurer by the policyholder is 50 days. Across all perils, the average number of days for insurers to close a claim is 60 days<sup>10</sup>.

Peril	Closed Claims	Litigated	Non-Litigated	Unknown
<b>Accidental Discharge; Overflow of Water; Steam</b>	84,890	11.61%	70.47%	17.92%
<b>All Other Perils</b>	81,788	7.16%	69.85%	22.98%
<b>Falling Object</b>	3,358	6.05%	83.92%	10.04%
<b>Fire or Lightning</b>	15,287	1.91%	73.76%	24.33%
<b>Hurricane</b>	291,155	5.08%	77.09%	17.84%
<b>Other Water</b>	83,298	11.56%	76.62%	11.82%
<b>Sinkhole</b>	319	20.38%	65.20%	14.42%
<b>Windstorm or Hailstorm (other than Hurricane)</b>	172,295	10.29%	66.92%	22.79%

<b>Litigated and Non-Litigated Closed Claims Comparison</b>				
Area of the Florida	Policies in Force	Litigated Claims	Non-Litigated Claims	Percentage of Litigated Claims
<b>Palm Beach, Broward and Miami-Dade counties</b>	1,651,621	28,653	75,432	27.5%
<b>Seminole, Orange, Lake and Osceola counties</b>	846,647	7,171	65,612	9.9%
<b>All Other Counties</b>	4,772,823	22,571	393,694	5.4%

<sup>10</sup> Prior to December 16, 2022, a claim must be paid or denied within 90 days after receipt of the claim. The passage of SB 2-A amended the 90-day requirement to 60 days.

<b>Statewide Average</b>	7,271,091	58,395	534,738	9.8%
--------------------------	-----------	--------	---------	------

<b>Combined View of Indemnity and LAE Paid for Litigated Claims</b>					
		<b>Avg. Indemnity</b>		<b>Avg. LAE</b>	
<b>Peril</b>	<b>Days to Close</b>	<b>Litigated</b>	<b>Non-Litigated</b>	<b>Litigated</b>	<b>Non-Litigated</b>
<b>Accidental Discharge; Overflow of Water; Steam</b>	<b>&lt;61 Days</b>	\$26,535	\$9,038	\$10,108	\$1,131
	<b>61 – 180 Days</b>	\$31,070	\$17,851	\$10,907	\$1,874
	<b>181 – 365 Days</b>	\$38,785	\$31,816	\$9,757	\$2,911
	<b>&gt;365 Days</b>	\$51,658	\$57,479	\$15,633	\$6,273
<b>All Other Perils</b>	<b>&lt;61 Days</b>	\$29,221	\$4,867	\$8,655	\$808
	<b>61 – 180 Days</b>	\$22,914	\$15,057	\$6,927	\$2,608
	<b>181 – 365 Days</b>	\$31,474	\$23,594	\$8,607	\$3,422
	<b>&gt;365 Days</b>	\$56,062	\$53,062	\$16,442	\$9,397
<b>Falling Object</b>	<b>&lt;61 Days</b>	\$26,466	\$2,692	\$11,884	\$767
	<b>61 – 180 Days</b>	\$25,172	\$7,603	\$15,490	\$1,572
	<b>181 – 365 Days</b>	\$37,520	\$27,268	\$6,557	\$2,383
	<b>&gt;365 Days</b>	\$46,179	\$25,242	\$14,296	\$1,877
<b>Fire or Lightning</b>	<b>&lt;61 Days</b>	\$79,219	\$18,144	\$12,588	\$912
	<b>61 – 180 Days</b>	\$124,059	\$71,845	\$12,058	\$2,675
	<b>181 – 365 Days</b>	\$194,499	\$161,600	\$15,622	\$6,053
	<b>&gt;365 Days</b>	\$229,174	\$258,169	\$23,866	\$10,101
<b>Hurricane</b>	<b>&lt;61 Days</b>	\$65,631	\$11,854	\$11,621	\$1,519
	<b>61 – 180 Days</b>	\$62,646	\$21,067	\$14,980	\$1,896
	<b>181 – 365 Days</b>	\$69,629	\$42,432	\$14,152	\$5,537
	<b>&gt;365 Days</b>	\$77,047	\$112,611	\$17,640	\$14,872
<b>Other Water</b>	<b>&lt;61 Days</b>	\$20,449	\$7,595	\$7,500	\$1,178
	<b>61 – 180 Days</b>	\$23,690	\$15,938	\$6,597	\$2,711
	<b>181 – 365 Days</b>	\$29,812	\$28,807	\$5,949	\$3,461

	>365 Days	\$39,525	\$55,562	\$10,504	\$7,448
Sinkhole	<61 Days	\$417,047	\$2,409	\$43,327	\$6,944
	61 – 180 Days	\$112,483	\$17,122	\$24,792	\$10,404
	181 – 365 Days	\$106,224	\$96,440	\$26,530	\$11,759
	>365 Days	\$203,533	\$181,878	\$30,122	\$17,596
Windstorm or Hailstorm (other than Hurricane)	<61 Days	\$35,474	\$10,099	\$6,675	\$985
	61 – 180 Days	\$35,116	\$16,229	\$7,342	\$2,131
	181 – 365 Days	\$54,640	\$26,704	\$8,956	\$3,124
	>365 Days	\$53,594	\$47,292	\$10,298	\$8026

As OIR continues to collect and analyze this data through the annual data call and will utilize it over time to understand and improve Florida’s insurance markets.

### Homeowners and Condominium Unit Owners Policies in the Voluntary Market

*Percentage of homeowners and condominium unit owners who obtain insurance in the voluntary market. Percentage of homeowners and condominium unit owners who obtain insurance from the Citizens Property Insurance Corporation.*

Through OIR’s QUASRng, insurers report the number of homeowners and condominium unit owner policies issued in the voluntary market, including the number of homeowners and condominium unit policies from Citizens Property Insurance Corporation (Citizens). For the purposes of this report, the voluntary market includes all homeowners’ insurers writing homeowners’ and condominium unit owners policies in Florida, not including Citizens or surplus lines. Additional information for the surplus lines market is available through the Florida Surplus Lines Service Office at [www.fslso.com](http://www.fslso.com).

### Homeowner Policies

For Homeowners policies (excluding tenants and condominium), the market share for voluntary insurers was 78.99 percent and the market share for Citizens was 21.01 percent, as of September 30, 2023.<sup>11</sup> These total market share figures represent Homeowners Multi-Peril policies and Homeowners Wind Only policies combined. The tables below show the market share for each type of policy.

Homeowners Multi-Peril	# Policies – Q3 2023	% Policies – Q3 2023
Voluntary Market	3,312,545	80.01
Citizens	827,850	19.99
<b>Total</b>	<b>4,140,395</b>	<b>100%</b>

Homeowners Wind Only	# Policies – Q3 2023	% Policies – Q3 2023
Voluntary Market	16,621	22.35
Citizens	57,739	77.65
<b>Total</b>	<b>74,360</b>	<b>100%</b>

<sup>11</sup> QUASRng data as of September 30, 2023, was submitted to OIR on November 15, 2023.

## Condominium Unit Owner Policies

For Condominium Unit Owner policies, the market share for voluntary insurers was 87.34 percent and the market share for Citizens was 12.66 percent as of September 30, 2023. These total market share figures represent Condominium Unit Owners Multi-Peril policies and Condominium Unit Owners Wind Only policies combined. The tables below show the market share for each type of policy.

Condominium Unit Owners Multi-Peril	# Policies – Q3 2023	% Policies – Q3 2023
Voluntary Market	829,723	89.12
Citizens	101,274	10.88
<b>Total</b>	<b>937,265</b>	<b>100%</b>

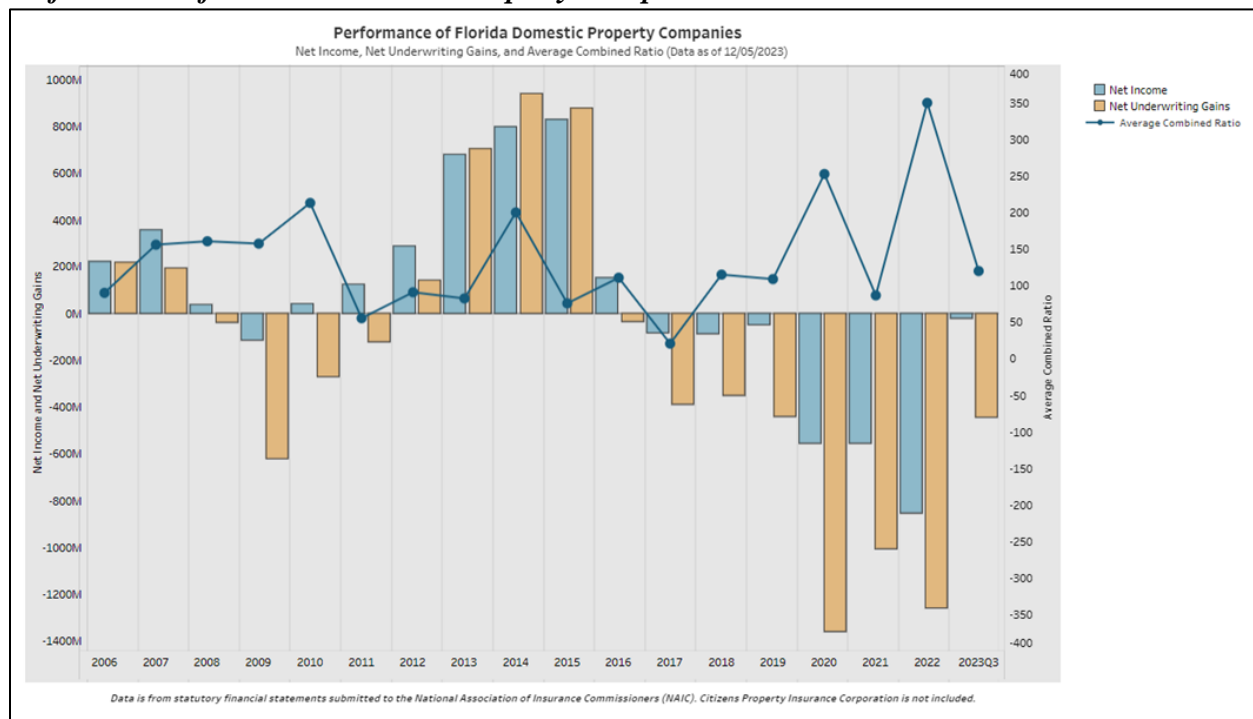
Condominium Unit Owners Wind Only	# Policies – Q3 2023	% Policies – Q3 2023
Voluntary Market	3,359	14.70
Citizens	19,492	85.30
<b>Total</b>	<b>22,851</b>	<b>100%</b>

## Profitability

*Profitability of the homeowners' and condominium unit owners' lines of insurance in the state, including a comparison with similar lines of insurance in other hurricane-prone states and with the national average.*

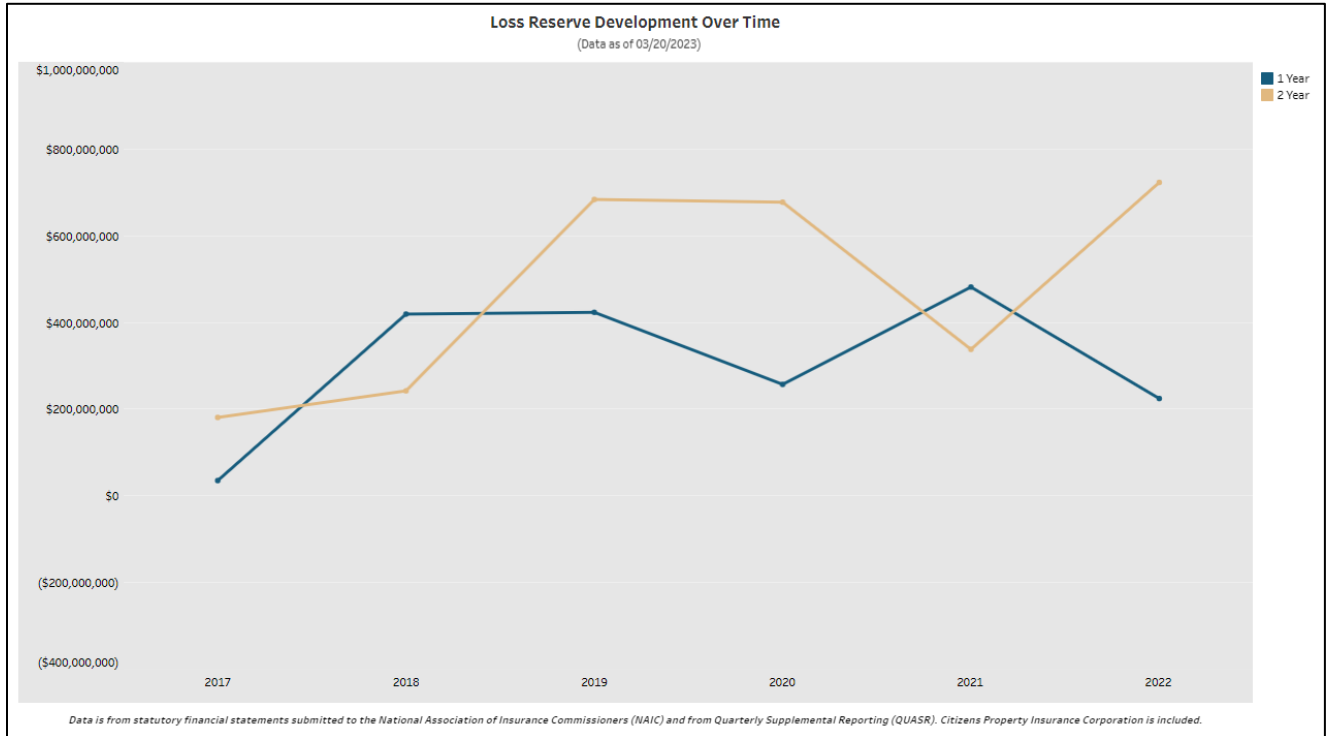
OIR tracks the performance of Florida's domestic property insurers, including net underwriting gains, net income, and average combined ratio.

### *Performance of Florida Domestic Property Companies*



The orange bar depicts the domestic industry's underwriting gain or loss. Underwriting gains or losses represent how much an insurance company has either made or lost from their operations. The blue bar indicates the domestic industry's net income.

### Loss Reserve Development Over Time



The chart depicts loss reserve development for Florida domestic insurers. The blue line shows the one-year loss reserve development, and the orange line shows the two-year loss reserve development.

Upon the filing of a claim, or an anticipated claim, insurers establish a loss reserve, which is the amount the insurer believes that claim will cost. At periodic points in time, an insurer goes back and evaluates how much those claims actually cost and uses that information to inform reserves going forward. If claims cost less than projected, reserve redundancies exist. If claims cost more than projected, reserves are said to have developed adversely.

If an insurers' claims being paid out are more than what the company has reserved, then the amount originally determined to be set aside is deficient. If market trends including but not limited to unexpected catastrophe losses, litigation, or social inflation, result in increased claims payments of more than what was originally reserved, the actuary may recommend increasing the company's reserves for future claims payments.

To quantify, when carriers looked back one year later on their claims in 2022, claims were approximately \$224 million more than estimated after one year, and \$772 million at the two-year mark. These numbers reflect the degree of uncertainty which exists in the property insurance market, which in turn impacts reinsurance capacity and reinsurance rates for insurers. The insurance industry is inherently uncertain; for this reason, it is not expected that the established loss reserve will always exactly equal the ultimate cost of claims. The greater the uncertainty that exists on future claims, the more reinsurers will tend to hedge their

willingness to offer capacity, and the capacity that is available will cost more as a result.

The insurance industry is inherently uncertain; for this reason, it is not expected that the established loss reserve will always exactly equal the ultimate cost of claims. The greater the uncertainty that exists on future claims, the more reinsurers will tend to hedge their willingness to offer capacity, and the capacity that is available will cost more as a result.

As OIR continues to develop data elements within the report, the Office will continue to define and refine data points for other hurricane-prone states.

### Premiums

*Average premiums charged for homeowners' and condominium unit owners' insurance in each of the 67 counties in this state.*

Through QUASRng, OIR collects information on policies in force by county and the total amount of premium collected. To determine the average premium by county for this report, OIR calculated the total premium divided by the policies in force with wind coverage by county. Actual charged premium will vary based upon company, insured value, deductibles, and the policy terms.

The average premiums charged for homeowners' and condominium unit owners' insurance is listed in the following chart. The following information represents data reported in QUASRng as of September 30, 2023. Cells labeled "N/A" indicate no policies in force.

Average Premiums Charged for Homeowners and Condominium Unit Owners		
County	Homeowners	Condominium Unit Owners
Alachua	\$2,251	\$975
Baker	\$2,113	N/A
Bay	\$3,125	\$1,338
Bradford	\$2,405	\$928
Brevard	\$3,202	\$1,389
Broward	\$5,911	\$1,847
Calhoun	\$2,941	\$1,807
Charlotte	\$2,881	\$1,284
Citrus	\$2,262	\$1,086
Clay	\$2,254	\$873
Collier	\$5,007	\$2,099
Columbia	\$2,359	\$978
Desoto	\$3,096	\$994
Dixie	\$2,757	\$1,046
Duval	\$2,455	\$993
Escambia	\$3,332	\$1,696
Flagler	\$2,358	\$1,268
Franklin	\$4,934	\$1,459
Gadsden	\$2,478	\$1,414



Gilchrist	\$2,314	\$1,818
Glades	\$3,176	\$958
Gulf	\$3,540	\$1,483
Hamilton	\$2,608	N/A
Hardee	\$3,128	\$977
Hendry	\$2,910	\$1,404
Hernando	\$2,147	\$1,045
Highlands	\$2,409	\$1,022
Hillsborough	\$3,021	\$1,254
Holmes	\$2,862	N/A
Indian River	\$4,041	\$1,913
Jackson	\$2,601	N/A
Jefferson	\$2,528	N/A
Lafayette	\$3,081	N/A
Lake	\$2,241	\$1,014
Lee	\$3,323	\$1,353
Leon	\$2,270	\$818
Levy	\$2,590	\$1,524
Liberty	\$2,797	N/A
Madison	\$2,664	N/A
Manatee	\$2,815	\$1,313
Marion	\$2,039	\$994
Martin	\$5,602	\$1,687
Miami-Dade	\$5,919	\$2,870
Monroe	\$8,162	\$4,073
Nassau	\$2,655	\$1,721
Okaloosa	\$3,452	\$1,626
Okeechobee	\$3,373	\$1,393
Orange	\$3,100	\$1,145
Osceola	\$2,527	\$1,112
Palm Beach	\$6,124	\$2,269
Pasco	\$2,478	\$951
Pinellas	\$3,517	\$1,306
Polk	\$2,465	\$1,056
Putnam	\$2,317	\$929
Santa Rosa	\$3,158	\$1,711
Sarasota	\$3,256	\$1,708
Seminole	\$3,050	\$1,087
St. Johns	\$2,625	\$1,274
St. Lucie	\$3,185	\$1,489
Sumter	\$1,824	\$989
Suwannee	\$2,703	\$621
Taylor	\$2,508	\$1,064
Union	\$2,511	N/A
Volusia	\$2,608	\$1,144
Wakulla	\$2,198	\$1,487

Walton	\$4,729	\$1,850
Washington	\$2,816	N/A

### **Annual Reinsurance Data Call and Catastrophe Stress Test**

*Results of the latest annual catastrophe stress tests of all domestic insurers and insurers that are commercially domiciled in this state.*

OIR conducts the Annual Reinsurance Data Call (ARDC) and Catastrophe Stress Test (CST) pursuant to section 624.316, Florida Statutes, to evaluate the reinsurance programs that companies have in place to respond to catastrophic events that may occur during the Atlantic hurricane season. OIR requires domestic property insurers, commercially domiciled insurers, and other selected companies to model their losses for the CST assuming a historical event or series of events occur. Through the CST, insurers are required to model a historical storm scenario, or a series of historical storm scenarios, and apply their purchased reinsurance program to the associated modeled loss.

The results of the CST are used by OIR to estimate the insurer’s surplus amounts after the simulated event and assist in determining if each insurer would continue to meet its minimum surplus requirement after each storm scenario.

### **2023 CST**

For the 2023 Hurricane Season, the CST was required to be submitted by domestic property insurers, commercially domiciled insurers, and other selected companies. The 2023 CST storm scenarios were:

- Scenario 1 – 1947 Fort Lauderdale Hurricane
- Scenario 2 – 2004 Hurricane Frances, followed by 2017 Hurricane Irma
- Scenario 3 – 1992 Hurricane Andrew, followed by 2018 Hurricane Michael

Based on the results of the CST scenarios, three insurers were projected to fall below the minimum surplus requirement. One insurer’s parent company commits to infusing more capital should the insurer’s surplus fall below the minimum requirement following an event. One insurer is being merged with and into an affiliate with a projected timeline of year-end 2023. The third insurer currently reports a surplus above the minimum requirement and its reinsurance program has not been significantly impacted by the 2023 hurricane season.

***Scenario 1: 1947 Fort Lauderdale Hurricane***

Based on modeling information provided by insurers, the Fort Lauderdale Hurricane (1947) would have caused approximately \$22.0 billion in insured losses during the 2023 Atlantic Hurricane Season. After recognizing the impact of reinsurance, net losses to insurers are projected to be reduced to approximately \$5.6 billion.

***Scenario 2: Hurricane Frances (2004) and Hurricane Irma (2017)***

Based on modeling information provided by insurers, Hurricane Frances (2004) and Hurricane Irma (2017) would have caused approximately \$17.8 billion in insured losses during the 2023 Atlantic Hurricane Season. After recognizing the impact of reinsurance, net losses to insurers are projected to be reduced to approximately \$6.4 billion.

### ***Scenario 3: Hurricane Andrew (1992) and Hurricane Michael (2018)***

Based on modeling information provided by insurers, Hurricane Andrew (1992) and Hurricane Michael (2018) would have caused approximately \$29.5 billion in insured losses during the 2023 Atlantic Hurricane Season. After recognizing the impact of reinsurance, net losses to insurers are projected to be reduced to approximately \$7.3 billion.

## **Reinsurance**

*The availability of reinsurance in the personal lines insurance market.*

Florida is the most catastrophe-prone region in the United States with 8,436 miles of shoreline. To spread that catastrophic risk outside of Florida's borders, insurers turn to the global reinsurance market. Florida's domestic property insurance industry is especially reliant on reinsurance to finance the payment of catastrophe losses and is sensitive to hardening reinsurance market conditions. When the supply of reinsurance is readily available and affordable, the capacity of domestic property insurers to write and retain business is enhanced, and the premium impact to consumers is modest.

OIR conducts the ARDC to assess insurers' financial viability in covering catastrophic losses with respect to their catastrophic reinsurance programs. The ARDC consists of three stages:

- Stage 1 – Collect estimate of what insurers plan to purchase for reinsurance.
- Stage 2 – Collect the actual amount of reinsurance purchased by insurers.
- Stage 3 – Collect information on the reinsurers utilized.

Based on findings from the ARDC for the 2023-2024 year, the amount of 2023 reinsurance coverage purchased by insurers has increased an average of 11 percent from 2022. However, the risk adjusted cost of that reinsurance has increased by 27 percent from 2022 figures.

The Florida Hurricane Catastrophe Fund (FHCF) was created in November 1993 during a special legislative session after Hurricane Andrew. The purpose of the FHCF is to protect and advance the state's interest in maintaining insurance capacity in Florida by providing reimbursements to insurers for a portion of their catastrophic hurricane losses. Following the passage of SB 2-D, the Reinsurance to Assist Policyholders (RAP) program was created for the 2022-2023 and 2023-2024 storm season. RAP provides a non-recurring total of \$2 billion in coverage for a portion of RAP insurers' hurricane losses. The program requires participation for almost all insurers participating in the FHCF. For more information about the RAP program, please visit the [State Board of Administration RAP website](#).

Following the passage of SB 2-A, the Florida Optional Reinsurance Assistance (FORA) Program was created. FORA is a one-year program designed to operate in conjunction with the RAP program and provides four optional layers of reinsurance. To be eligible for coverage under the FORA program, an insurer must be a participating insurer in the FHCF as of November 30, 2022. For more details on the FORA program, please visit the [State Board of Administration FORA website](#).

## Property Insurer Stability Unit Referrals

*The number of property and casualty insurance carriers referred to the insurer stability unit for enhanced monitoring, including the reason for the referral. The number of referrals to the insurer stability unit which were deemed appropriate for enhanced monitoring, including the reason for the monitoring.*

In 2022, in accordance with section 627.7154, Florida Statutes, the property insurer stability unit (stability unit) was created within the OIR to aid in the detection and prevention of insurer insolvencies in the homeowners' and condominium unit owners' insurance market. The stability unit, a collaboration among multiple business units throughout the Office, provides enhanced monitoring whenever OIR identifies significant concerns about an insurer's solvency, rates, proposed contracts, underwriting rules, market practices, claims handling, consumer complaints, litigation practices and outcomes, and any other issue related to compliance with the insurance code.

In accordance with section 627.7154(4), Florida Statutes, any of the following events trigger a referral to the stability unit:

- Consumer complaints related to homeowners' insurance or condominium unit owners' insurance under s. 624.307(10), F.S., if the complaints, in the aggregate, suggest a trend within the marketplace and are not an isolated incident.
- There is reason to believe that an insurer who is authorized to sell homeowners' or condominium unit owners' insurance in this state has engaged in an unfair trade practice under part IX of Chapter 626.
- A market conduct examination determines that an insurer has exhibited a pattern or practice of willful violations of an unfair insurance trade practice related to claims-handling which caused harm to policyholders, as prohibited by s. 626.9541(1)(i), F.S.
- An insurer authorized to sell homeowners' or condominium unit owners' insurance in this state requests a rate increase that exceeds 15 percent, in accordance with s. 627.0629(6), F.S.
- An insurer authorized to sell homeowners' or condominium unit owners' insurance in this state violates the ratio of actual or projected annual written premiums required by s. 624.4095(4)(a), F.S.
- An insurer authorized to sell homeowners' or condominium unit owners' insurance in this state files a notice pursuant to s. 624.4305, F.S., advising the Office that it intends to nonrenew more than 10,000 residential property insurance policies in this state within a 12-month period.
- A quarterly or annual financial statement required by ss. 624.424 and 627.915, F.S. demonstrates that an insurer authorized to sell homeowners' or condominium unit owners' insurance in this state is in an unsound condition, as defined in s. 624.80(2), F.S.; has exceeded its powers in a manner as described in s. 624.80(3), F.S.; is impaired, as defined in s. 631.011(12) or (13), F.S.; or is insolvent, as defined in s. 631.011, F.S.
- An insurer authorized to sell homeowners' or condominium unit owners' insurance in this state files a quarterly or annual financial statement required by ss. 624.424 and 627.915, F.S., which is misleading or contains material errors.

- An insurer authorized to sell homeowners' or condominium unit owners' insurance in this state fails to timely file a quarterly or annual financial statement required by ss. 624.424 and 627.915, F.S.
- An insurer authorized to sell homeowners' or condominium unit owners' insurance in this state files a risk-based capital report that triggers a company action level event, regulatory action level event, authorized control level event, or mandatory control level event, as those terms are defined in s. 624.4085, F.S.
- An insurer selling homeowners' or condominium unit owners' insurance in this state that is subject to the own-risk solvency assessment requirement of s. 628.8015, F.S., and fails to timely file the own-risk solvency assessment.
- A reinsurance agreement creates a substantial risk of insolvency for an insurer authorized to sell homeowners' or condominium unit owners' insurance in this state, pursuant to s. 624.610(13), F.S.
- An insurer authorized to sell homeowners' or condominium unit owners' insurance in this state is party to a reinsurance agreement that does not create a meaningful transfer of risk of loss to the reinsurer, pursuant to s. 624.610(14), F.S.
- Citizens Property Insurance Corporation is required to absorb policies from an insurer that participated in the corporation's depopulation program authorized by s. 627.3511, F.S., within 3 years after the insurer takes policies out of the corporation.

The stability unit's supervisors review all referrals triggered by the statutory provisions to determine whether enhanced scrutiny of the insurer is appropriate.

### **Insurers Referred for Enhanced Monitoring**

OIR closely monitors the financial condition and operating results of insurers. Many, if not all, of the articulated reasons for referral to the stability unit were already causes for OIR to initiate enhanced monitoring of an insurer.

OIR continues to review insurers previously subject to enhanced monitoring and make appropriate referrals to the stability unit for any insurer which triggers one of the listed events in section 627.7154(4), Florida Statutes. As a result, there were 32 insurers referred to the stability unit for enhanced monitoring from July 1, 2023, through December 15, 2023.

The reasons for the referrals appear in the list below:

- 5 referrals for requesting a rate increase that exceeds 15 percent (s. 627.7154(4)(d), F.S.).
- 37 referrals for violating the ratio of actual or projected annual written premiums (s. 627.7154(4)(e), F.S.);
- 3 referrals for filing a notice with OIR that it intends to nonrenew more than 10,000 residential property insurance policies in this state within a 12-month period (s. 627.7154(4)(f), F.S.);
- 2 referrals for filing a quarterly or annual financial statement which demonstrated that the insurer is in an unsound condition, has exceeded its powers, is impaired, or is insolvent, (s. 627.7154(4)(g), F.S.);
- 3 referrals for failure to timely file a quarterly or annual financial statement (s.

627.7154(4)(i), F.S.);

The number of referrals exceeds the number of insurers referred because some insurers were referred multiple times for the same or different reasons. Some referrals were for companies already subject to enhanced monitoring via the stability unit.

Regarding referrals for violating the ratio of actual or projected annual written premiums pursuant to s. 627.7154(4)(e), F.S., s. 624.4095, F.S., states that if a company exceeds the writing ratios in that section, “the office shall suspend the insurer’s certificate of authority or establish by order maximum gross or net annual premiums to be written by the insurer consistent with maintaining the ratios specified herein unless the insurer demonstrates to the office’s satisfaction that exceeding the ratios of this section does not endanger the financial condition of the insurer or endanger the interests of the insurer’s policyholders.” It should be noted that many of the referrals were either for exceeding the actual or projected gross writing ratio limitation or for exceeding the projected net writing ratio limitation. When a company exceeds the actual or projected gross writing ratio limitation, the Office reviews mitigating factors such as intercompany pooling arrangements and other reinsurance utilized by the company. When a company exceeds the projected net writing ratio limitation, the Office reviews the company’s actual net writing ratio and considers other mitigating factors. For each of these referrals, the company’s actual net writing ratio was in compliance.

### **Insurers Deemed Appropriate for Enhanced Monitoring**

Of the 32 insurers referred to the stability unit from July 1, 2023 through December 15, 2023, three were deemed appropriate for enhanced monitoring.

The reasons for the referrals for companies deemed appropriate for enhanced monitoring appear in the list below:

- 2 referrals for requesting a rate increase that exceeds 15 percent (s. 627.7154(4)(d), F.S.); and
- 1 referral for filing a notice with OIR that it intends to nonrenew more than 10,000 residential property insurance policies in this state within a 12-month period (s. 627.7154(4)(f), F.S.).

In total, 19 companies are subject to enhanced monitoring as of the date of this report.

### **Companies Referred for the Initiation of Delinquency Proceedings**

*The name of any insurer against which delinquency proceedings were instituted, including the grounds for rehabilitation pursuant to s. 631.051 and the date that each insurer was deemed impaired of capital or surplus, as the terms impairment of capital and impairment of surplus are defined in s. 631.011, or insolvent, as the term insolvency is defined in s. 631.011; a concise statement of the circumstances that led to the insurer’s delinquency; and a summary of the actions taken by the insurer and the office to avoid delinquency.*

OIR closely and consistently monitors the financial condition and operational results of insurers doing business in Florida, including domestic property insurers. When a company is referred for delinquency proceedings, OIR and the Florida Department of Financial Services (DFS) work



closely with companies to ensure consumer coverage is maintained through the transition of policies to another insurer.

Since January 1, 2023, no property and casualty insurers were referred to DFS for the purpose of initiating delinquency proceedings.

### **Market Conduct Examination Findings**

*The name of any insurer that is the subject of a market conduct examination that found the insurer exhibited a pattern or practice of one or more willful unfair insurance trade practice violations with regard to its use of appraisal, including, but not limited to, compelling insureds to participate in appraisal under a property insurance policy in order to secure full payment or settlement of claims, and a summary of the findings of such market conduct examination.*

The provisions of this section were added as a result of SB 2-A, effective December 16, 2022. As of the date of this report, no insurers have been the subject of a market conduct examination that resulted in a finding as described above.

### **Recommendations and Trends**

*Recommendations for improvements to the regulation of the homeowners' and condominium unit owners' insurance market and an indication of whether such improvements require any change to existing laws or rules and the identification of any trends that may warrant attention in the future.*

In February 2021, at the request of the Florida House Commerce Committee, OIR compiled a report identifying primary cost drivers for property insurance rates in Florida, trends in the property market and legislative recommendations. The Florida House Commerce Committee report is available [here](#). The Florida House Commerce Committee report supplemental letter is available [here](#).

Under the leadership of Governor Ron DeSantis, the Florida Cabinet, and the Florida Legislature, many of these legislative recommendations were implemented through SB 76 (2019), SB 2-D (2022), SB 2-A (2022), HB 837 (2023), and SB 7052 (2023).

There are emerging signals that the reforms signed into law are having a positive impact on Florida's property insurance market, and OIR cautions against any major changes that would disrupt these positive developments.

These signals include the deployment of capital into Florida's market, with six new property insurers admitted to operate in Florida. OIR continues to engage with investors and insurers regarding future capital infusions, new company applications and acquisitions, and other business developments.

In addition to new market entrants, OIR is seeing greater participation and interest in the Citizens Depopulation program. OIR has approved insurers to assume 650,399 policies from Citizens Property Insurance Corporation (Citizens) during 2023, a more than 800 percent increase from the previous year.

There are signs that the reforms are leading to modest rate reductions, as one participating takeout company [announced](#) 70 percent of the policies it assumed as of November 21, 2023,

would see savings over the Citizens renewal offer. Additionally, OIR received concerns from insurers earlier this year that there would be insufficient reinsurance capacity and forecasts of 50 percent rate increases for reinsurance coverage. Instead, all companies secured adequate reinsurance coverage, experiencing an average risk adjusted rate increase of around 27 percent, lower than the initially estimated 50 percent.

While OIR is optimistic about the impact of these reforms and the positive developments in the market, the Office renews its commitment to see the impacts of the reforms fully realized. The market must continue to organically recover, without fear of any major legislative or regulatory disruptions, in order to maximize the benefits of the reforms to Florida's policyholders. OIR will continue to monitor trends and impacts from SB 76, SB 2-D, SB 2-A, HB 837, and SB 7052 and propose additional recommendations for future Property Insurance Stability Unit reports.





[www.FLOIR.com](http://www.FLOIR.com)

J. Edwin Larson Building  
200 E. Gaines Street  
Tallahassee, Florida 32399  
Phone: (850) 413-3140